

Motul French Round, 6-8 September 2024

Results Race 1

Laps 21 = 92,631 Km - Time of Race 40'27.006 - Avg. 137,400 km/h

1 / 3

Pos	Grid	No. Rider	Nat	Team	Bike	Class	LL	Gap	Rel.	Fastest Lap	Speed	Qualifying	Speed
1	5	60 M. VAN DER MARK	NED	ROKIT BMW Motorrad WorldSBK Team	BMW M1000 RR		21			1'43.396	270,7	1'53.479	246,0
2	17	1 A. BAUTISTA	ESP	Aruba.it Racing - Ducati	Ducati Panigale V4R		21	8.288	8.288	1'44.934	266,7	1'56.630	231,3
3	10	9 D. PETRUCCI	ITA	Barni Spark Racing Team	Ducati Panigale V4R	IND	21	24.285	15.997	1'44.295	265,4	1'54.811	274,8
4	3	45 S. REDDING	GBR	Bonovo Action BMW	BMW M1000 RR		21	34.037	9.752	1'43.620	259,6	1'52.799	229,3
5	14	29 A. IANNONE	ITA	Team GoEleven	Ducati Panigale V4R	IND	21	42.108	8.071	1'46.539	252,3	1'56.101	235,8
6	19	7 I. LECUONA	ESP	Team HRC	Honda CBR1000 RR-R		21	50.799	8.691	1'47.444	254,7	1'58.699	224,1
7	P 6	97 X. VIERGE	ESP	Team HRC	Honda CBR1000 RR-R		21	52.361	1.562	1'43.989	270,7	1'53.834	262,8
8	9	55 A. LOCATELLI	ITA	Pata Prometeon Yamaha	Yamaha YZF R1		21	52.369	0.008	1'42.753	263,4	1'54.478	244,9
9	15	21 M. RINALDI	ITA	Team Motocorsa Racing	Ducati Panigale V4R	IND	21	1'11.573	19.204	1'50.001	240,0	1'56.144	252,3
10	18	52 A. DELBIANCO	ITA	GYTR GRT Yamaha WorldSBK Team	Yamaha YZF R1		21	1'18.169	6.596	1'47.462	260,2	1'57.477	250,0
11	7	47 A. BASSANI	ITA	Kawasaki Racing Team WorldSBK	Kawasaki ZX-10RR		21	1'25.369	7.200	1'47.417	256,5	1'53.889	244,9
12	P 4	31 G. GERLOFF	USA	Bonovo Action BMW	BMW M1000 RR		21	2'06.163	40.794	1'43.996	259,0	1'53.027	262,8

-----Not Classified-----

RET 20	14 S. LOWES	GBR	ELF Marc VDS Racing Team	Ducati Panigale V4R	IND	17	4 Laps			1'49.459	260,2	2'01.867	259,6
RET 13	87 R. GARDNER	AUS	GYTR GRT Yamaha WorldSBK Team	Yamaha YZF R1		16	5 Laps			1'45.879	255,9	1'55.993	242,7
RET 1	22 A. LOWES	GBR	Kawasaki Racing Team WorldSBK	Kawasaki ZX-10RR		14	7 Laps			1'43.299	267,3	1'51.946	260,9
RET 12	28 B. RAY	GBR	Yamaha Motoxrcing WorldSBK Team	Yamaha YZF R1	IND	12	9 Laps			1'45.587	250,6	1'54.968	242,2
RET 11	95 T. MACKENZIE	GBR	PETRONAS MIE Racing Honda	Honda CBR1000 RR-R	IND	10	11 Laps			1'46.248	234,8	1'54.887	245,5
RET 16	5 P. OETTL	GER	GMT94 Yamaha	Yamaha YZF R1	IND	9	12 Laps			1'50.130	237,9	1'56.583	248,3
RET 21	53 T. RABAT	ESP	Kawasaki Pucetti Racing	Kawasaki ZX-10RR	IND	3	18 Laps			1'49.779	255,9	2'02.211	247,7
RET 22	75 I. LOPES	POR	PETRONAS MIE Racing Honda	Honda CBR1000 RR-R	IND	1	20 Laps				215,6	2'02.236	209,3
RET 8	65 J. REA	GBR	Pata Prometeon Yamaha	Yamaha YZF R1		0					234,3	1'54.176	257,8
RET 2	11 N. BULEGA	ITA	Aruba.it Racing - Ducati	Ducati Panigale V4R		0					252,3	1'52.718	260,2

AIR	Humidity:	86%	Temp:	19°C
TRACK	Condition:	Wet	Temp:	21°C

Records	Pole [SP]	2023	G.Gerloff	1'35.453	166,360 Km/h
	Race [SPRC]	2023	A.Bautista	1'36.084	165,268 Km/h
	All Times [SP]	2023	G.Gerloff	1'35.453	166,360 Km/h
Race Fastest Lap		Lap 2	A.Locatelli	1'42.753	154,541 Km/h

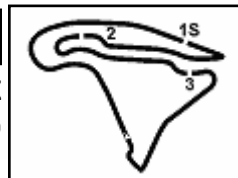
LAP LEADERS				
No. Rider	From	To	Laps	Total
22 A. LOWES	1	3	3	
31 G. GERLOFF	4	7	4	4
60 M. VAN DER MARK	8	8	1	
22 A. LOWES	9	10	2	5
60 M. VAN DER MARK	11	21	11	12

TOTAL LEADER LAPS			
No. Rider	Laps		
54 T. RAZGATLIOGLU	187	14 S. LOWES	5
11 N. BULEGA	59	55 A. LOCATELLI	5
1 A. BAUTISTA	37	87 R. GARDNER	5
22 A. LOWES	21	31 G. GERLOFF	4
24 N. SPINELLI	14		
60 M. VAN DER MARK	13		
29 A. IANNONE	10		
9 D. PETRUCCI	9		

Start 07/09/2024 14:00 End 14:45 The results are provisional until the end of the time limit for protests and appeals and the completion of the technical checks.

These data/results cannot be reproduced, stored and/or transmitted in whole or in part by any manner of electronic, mechanical, photocopying, recording, broadcasting or otherwise now known or herein after developed without the previous express consent by the copyright owner, except for reproduction in daily press and regular printed publications on sale to the public within 60 days of the event related to those data/results and always provided that copyright symbol appears together as follows below.

© DORNA WSBK ORGANIZATION Srl 2024



Motul French Round, 6-8 September 2024

Results Race 1

Race Highlights

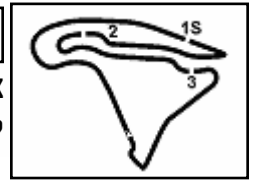
Time	No. Rider	Description
12.45.00		Official Ambient Air Temperature 18.9°C - Humidity 86% - Atmospheric Pressure 1009.0mbar
13.40.00		Sighting Lap Started
13.57.59		Warm Up Lap Started
14.00.34		Start of Session
14.02.32	65 J. REA	#65 Crashed - Turn 17
14.02.33	11 N. BULEGA	#11 Crashed - Turn 17
14.03.12		No Jump Starts
14.03.29	11 N. BULEGA	#11 Not Actively Competing
14.04.03	65 J. REA	#65 Not Actively Competing
14.04.08		WHITE FLAG
14.04.26	75 I. LOPES	#75 Crashed - Turn 17
14.04.50	55 A. LOCATELLI	#55 Crashed - Turn 5
14.05.30	65 J. REA	#65 Medical Centre
14.05.36	55 A. LOCATELLI	#55 Rejoined
14.05.43	75 I. LOPES	#75 Not Actively Competing
14.06.04	1 A. BAUTISTA	#1 Entered Pit Lane
14.06.04	47 A. BASSANI	#47 Entered Pit Lane
14.06.05	29 A. IANNONE	#29 Entered Pit Lane
14.06.11	14 S. LOWES	#14 Entered Pit Lane
14.06.11	7 I. LECUONA	#7 Entered Pit Lane
14.06.16	21 M. RINALDI	#21 Entered Pit Lane
14.06.19	5 P. OETTL	#5 Entered Pit Lane
14.06.23	11 N. BULEGA	#11 Medical Centre
14.06.36	55 A. LOCATELLI	#55 Entered Pit Lane
14.06.50	1 A. BAUTISTA	#1 Exited Pit Lane
14.06.55	29 A. IANNONE	#29 Exited Pit Lane
14.07.01	14 S. LOWES	#14 Exited Pit Lane
14.07.02	87 R. GARDNER	#87 Crashed - Turn 5
14.07.02	7 I. LECUONA	#7 Exited Pit Lane
14.07.03	21 M. RINALDI	#21 Exited Pit Lane
14.07.06	5 P. OETTL	#5 Exited Pit Lane
14.07.07	53 T. RABAT	#53 Crashed - Turn 5
14.07.13	87 R. GARDNER	#87 Rejoined
14.07.17	47 A. BASSANI	#47 Exited Pit Lane
14.07.20	53 T. RABAT	#53 Not Actively Competing
14.07.23	55 A. LOCATELLI	#55 Exited Pit Lane
14.07.56	60 M. VAN DER MARK	#60 Entered Pit Lane
14.07.57	22 A. LOWES	#22 Entered Pit Lane
14.08.01	9 D. PETRUCCI	#9 Entered Pit Lane
14.08.02	97 X. VIERGE	#97 Entered Pit Lane
14.08.06	45 S. REDDING	#45 Entered Pit Lane
14.08.09	95 T. MACKENZIE	#95 Entered Pit Lane
14.08.11	28 B. RAY	#28 Entered Pit Lane
14.08.34	87 R. GARDNER	#87 Entered Pit Lane
14.08.42	60 M. VAN DER MARK	#60 Exited Pit Lane
14.08.42	22 A. LOWES	#22 Exited Pit Lane
14.08.46	97 X. VIERGE	#97 Exited Pit Lane
14.08.46	9 D. PETRUCCI	#9 Exited Pit Lane
14.08.52	45 S. REDDING	#45 Exited Pit Lane
14.08.59	28 B. RAY	#28 Exited Pit Lane
14.09.06	95 T. MACKENZIE	#95 Exited Pit Lane
14.09.43	87 R. GARDNER	#87 Exited Pit Lane
14.10.15	52 A. DELBIANCO	#52 Entered Pit Lane
14.10.56	52 A. DELBIANCO	#52 Exited Pit Lane
14.10.58	97 X. VIERGE	#97 Under Investigation - Pit Intervention Time
14.12.55	52 A. DELBIANCO	#52 Under Investigation - Pit Intervention Time
14.13.04	31 G. GERLOFF	#31 Crashed - Turn 7
14.13.17	31 G. GERLOFF	#31 Rejoined

Start End The results are provisional until the end of the time limit for protests and appeals and the completion of the technical checks.

07/09/2024 14:00 14:45

These data/results cannot be reproduced, stored and/or transmitted in whole or in part by any manner of electronic, mechanical, photocopying, recording, broadcasting or otherwise now known or herein after developed without the previous express consent by the copyright owner, except for reproduction in daily press and regular printed publications on sale to the public within 60 days of the event related to those data/results and always provided that copyright symbol appears together as follows below.

© DORNA WSBK ORGANIZATION Srl 2024



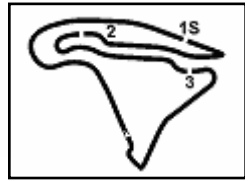
Motul French Round, 6-8 September 2024
Results Race 1

14.14.17	31 G. GERLOFF	#31 Entered Pit Lane
14.14.50	31 G. GERLOFF	#31 Exited Pit Lane
14.15.30	52 A. DELBIANCO	#52 No Further Action
14.17.01	97 X. VIERGE	Penalized at the end of 6.495 for infringement of pit intervention time (43.701 instead of 45.000)
14.17.23	45 S. REDDING	#45 Crashed - Rejoined - Turn 5
14.18.30	47 A. BASSANI	#47 Crashed - Turn 13
14.18.56	5 P. DETTL	#5 Entered Pit Lane
14.19.05	47 A. BASSANI	#47 Rejoined
14.19.31	5 P. DETTL	#5 Retired
14.20.48	31 G. GERLOFF	#31 Under Investigation - Pit Intervention Time
14.21.38	22 A. LOWES	#22 Crashed - Turn 13
14.21.40	95 T. MACKENZIE	#95 Not Actively Competing
14.22.11	22 A. LOWES	#22 Rejoined
14.22.48	95 T. MACKENZIE	#95 Crashed - Turn 7
14.23.56	31 G. GERLOFF	#31 Penalized at the end of 60.585 for infringement of pit intervention time (32.883 instead of 45.000)
14.26.41	28 B. RAY	#28 Crashed - Turn 13
14.27.36	28 B. RAY	#28 Not Actively Competing
14.29.02		2/3 of Race Distance Completed
14.29.10	28 B. RAY	#28 Medical Centre
14.29.40	22 A. LOWES	#22 Must immediately leave the track - Technical Problem
14.30.52	22 A. LOWES	#22 Not Actively Competing
14.35.00	14 S. LOWES	#14 Crashed - Turn 5
14.35.15	87 R. GARDNER	#87 Crashed - Turn 15
14.36.00	14 S. LOWES	#14 Not Actively Competing
14.36.06	87 R. GARDNER	#87 Not Actively Competing
14.42.43		Pit intervention time penalties applied
14.44.31		Podium Confirmed
14.45.09		End of Session

Start End The results are provisional until the end of the time limit for protests and appeals
07/09/2024 14:00 14:45 and the completion of the technical checks.

These data/results cannot be reproduced, stored and/or transmitted in whole or in part by any manner of electronic, mechanical, photocopying, recording, broadcasting or otherwise now known or herein after developed without the previous express consent by the copyright owner, except for reproduction in daily press and regular printed publications on sale to the public within 60 days of the event related to those data/results and always provided that copyright symbol appears together as follows below.

© DORNA WSBK ORGANIZATION Srl 2024



Magny-Cours 4.411 m

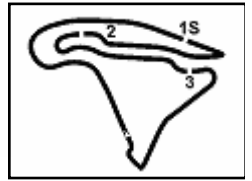
Motul French Round, 6-8 September 2024
Riders Standings

Rider	Points	Points From First	Points From Previous	February 25 PHILLIP ISLAND		March 24 BARCELONA		April 21 ASSEN		June 16 MISANO		July 14 DONINGTON PARK		July 21 MOST		August 11 PORTIMAO		September 8 MAGNY-COURS		September 22 CREMONA CIRCUIT		September 29 ARAGON		October 13 ESTORIL		October 20 JEREZ		
				1	2	1	2	1	2	1	2	1	2	1	2	1	2	1	2	1	2	1	2	1	2	1	2	1
1 RAZGATLIOGLU Toprak (TUR)	365			11	7	25	16	20	25	25	25	25	25	25	25	25												
2 BULEGA Nicolo (ITA)	273	92		25	11	20	20	5	8	20	20	13	20	10	20	9	20											
3 BAUTISTA Alvaro (ESP)	243	122	30	1	20	16	25	16	20	16	16	16	11	13	20	20												
4 LOWES Alex (GBR)	213	152	30	13	25	10	10	11	11	11	13	20	16	7	11	16												
5 PETRUCCI Danilo (ITA)	163	202	50	8	16	9	11			7	10	9	10	20	16	11	16											
6 LOCATELLI Andrea (ITA)	163	202	0	20	9	11	3	4	11	13	11	10	9	9	16	5	5	8										
7 VAN DER MARK Michael (NED)	146	219	17	9	7	7	13	9	7	8	7	4	7	11	10	9	25											
8 IANNONE Andrea (ITA)	140	225	6	16	13	13		13	9	5	5	16	8	13	11													
9 GARDNER Remy (AUS)	122	243	18	4	1	9	1	13	16	10	8	6	5	11	13	6	4											
10 REA Jonathan (GBR)	86	279	36			8		10		6	11	8	6	10	1	10												
11 AEGERTER Dominique (SUI)	79	286	7	10	6	8	7	3	9			8	7	3	7	6												
12 GERLOFF Garrett (USA)	75	290	4	7	8	4	6	4	4	4	2	3	8	4	13	8	4											
13 BASSANI Axel (ITA)	64	301	11	4	5	6		7	5	9	4	6			8	1	5											
14 REDDING Scott (GBR)	61	304	3	5		5	8		1	4	13	6	1	3	2	13												
15 VIERGE Xavi (ESP)	55	310	6	6	3	2	2	6	6			1	2	5	3	7	9											
16 LECUONA Iker (ESP)	47	318	8			3			6	7	3	2		6	4	3	10											
17 RINALDI Michael Ruben (ITA)	45	320	2	2	10	5		3	2	1	5	9				7												
18 LOWES Sam (GBR)	40	325	5	3	9	4		10	3			4																
19 SPINELLI Nicholas (ITA)	25	340	15					25																				
20 RABAT Tito (ESP)	8	357	17			1		1	2					2	2													
21 MACKENZIE Tarran (GBR)	7	358	1					2	5																			
22 DELBIANCO Alessandro (ITA)	6	359	1													6												
23 OETTL Philipp (GER)	5	360	1		2			2		1																		
24 PIRRO Michele (ITA)	3	362	2						3																			
25 RAY Bradley (GBR)	3	362	0		1			1						1														

07/09/2024 First Line: Race 1 & 2 - Second Line: Tissot Superpole Race

These data/results cannot be reproduced, stored and/or transmitted in whole or in part by any manner of electronic, mechanical, photocopying, recording, broadcasting or otherwise now known or herein after developed without the previous express consent by the copyright owner, except for reproduction in daily press and regular printed publications on sale to the public within 60 days of the event related to those data/results and always provided that copyright symbol appears together as follows below.

© DORNA WSBK ORGANIZATION Srl 2024



Magny-Cours 4.411 m

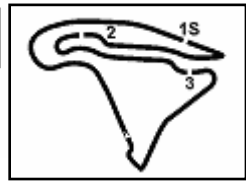
Motul French Round, 6-8 September 2024 Riders Standings

Points	Points From First	Points From Previous	Independent Riders															
			February 25 PHILIP ISLAND	March 24 BARCELONA	April 21 ASSEN	June 16 MISANO	July 14 DONINGTON PARK	July 21 MOST	August 11 PORTIMAO	September 8 MAGNY-COURS	September 22 CREMONA CIRCUIT	September 29 ARAGON	October 13 ESTORIL	October 20 JEREZ				
1	PETRUCCI Danilo (ITA)	163	8 16	9 11 3		7 10 1	9 10 1	20 6	16 11 9	16								
2	IANNONE Andrea (ITA)	140 23	16 13	13 9	13	9 5 5	5	16 8 3	13 1	11								
3	RINALDI Michael Ruben (ITA)	45 118 95	2 10 1	5	3	2	1	5 9		7								
4	LOWES Sam (GBR)	40 123 5	3 9 2	4	10 3	3	2	4										
5	SPINELLI Nicholas (ITA)	25 138 15			25													
6	RABAT Tito (ESP)	8 155 17		1	1	2		2	2									
7	MACKENZIE Tarran (GBR)	7 156 1			2 5													
8	OETTL Philipp (GER)	5 158 2	2		2	1												
9	RAY Bradley (GBR)	3 160 2	1		1			1										

07/09/2024 First Line: Race 1 & 2 - Second Line: Tissot Superpole Race

These data/results cannot be reproduced, stored and/or transmitted in whole or in part by any manner of electronic, mechanical, photocopying, recording, broadcasting or otherwise now known or herein after developed without the previous express consent by the copyright owner, except for reproduction in daily press and regular printed publications on sale to the public within 60 days of the event related to those data/results and always provided that copyright symbol appears together as follows below.

© DORNA WSBK ORGANIZATION Srl 2024



Magny-Cours 4.411 m

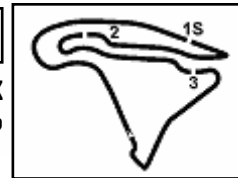
Motul French Round, 6-8 September 2024
Manufacturers Standings

	Points	Points From First	Points From Previous	February 25 PHILLIP ISLAND		March 24 BARCELONA		April 21 ASSEN		June 16 MISANO		July 14 DONINGTON PARK		July 21 MOST		August 11 PORTIMAO		September 8 MAGNY-COURS		September 22 CREMONA CIRCUIT		September 29 ARAGON		October 13 ESTORIL		October 20 JEREZ		
				11	8	25	16	20	25	25	25	25	25	25	25	25	25	25	25	25	25	25	25	25	25	25	25	25
1	BMW	399		7		12		2		12		12		12		12		25										
2	DUCATI	374	25	6		9		12		9		9		9		9		20										
3	KAWASAKI	219	180	155		5		7		7		5		7		7		5										
4	YAMAHA	208	191	11		2		6		6		7		5		2		8										
5	HONDA	79	320	129		3		6		6		2		6		3		10										

07/09/2024 First Line: Race 1 & 2 - Second Line: Tissot Superpole Race

These data/results cannot be reproduced, stored and/or transmitted in whole or in part by any manner of electronic, mechanical, photocopying, recording, broadcasting or otherwise now known or herein after developed without the previous express consent by the copyright owner, except for reproduction in daily press and regular printed publications on sale to the public within 60 days of the event related to those data/results and always provided that copyright symbol appears together as follows below.

© DORNA WSBK ORGANIZATION Srl 2024



Motul French Round, 6-8 September 2024

Teams Standings

		February 25 PHILIP ISLAND	March 24 BARCELONA	April 21 ASSEN	June 16 MISANO	July 14 DONINGTON PARK	July 21 MOST	August 11 PORTIMAO	September 8 MAGNY-COURS	September 22 CREMONA CIRCUIT	September 29 ARAGON	October 13 ESTORIL	October 20 JEREZ								
1 Aruba.it Racing - Ducati	516																				
BULEGA Nicola	273	25 5	11 20	20 6	20 8	20 9	20 9	13 9	20 9	9 5											
BAUTISTA Alvaro	243	1 6	20 6	16 7	25 12	16 12	20 12	16 16	16 11	13 4	20 4	20									
PIRRO Michele						→															
2 ROKIT BMW Motorrad WorldSBK Team	511 [-5]																				
RAZGATLIOGLU Toprak	365	11 7	25 16	20 12	25 1	25 12	25 12	25 12	25 12	25 12											
VAN DER MARK Michael	146	9 7	7 13	7 4	9 7	8 2	7 4	7 11	10 9	25 6											
3 Kawasaki Racing Team WorldSBK	277 [-239]																				
LOWES Alex	213	13 12	25 10	10 5	11 7	11 7	13 5	20 7	16 7	7 7	11 7	16 7									
BASSANI Axel	64	4 5	6	6	7	5 4	9 4	6 6		8 1	5										
4 Pata Prometeon Yamaha	249 [-267]																				
LOCATELLI Andrea	163	20 9	11 3	3 2	4 11	4 11	13 6	11 3	11 9	16 4	5 5	8									
REA Jonathan	86		8	10 5	6 2	11 7	8 7	6 10	10 2	1 10											
5 GYTR GRT Yamaha WorldSBK Team	207 [-309]																				
GARDNER Remy	122	4 4	1 9	1 1	13 6	16 6	10 8	6 5	11 13	5 5	6 4										
AEGERTER Dominique	79	10 3	6 8	7 7	3 9		8 7	3	7 6	2											
DELBIANCO Alessandro	6									6											
6 Barni Spark Racing Team	188 [-328]																				
PETRUCCI Danilo	163	8 16	9 11	3		7 10	1 1	9 10	20 6	16 11	16										
SPINELLI Nicholas	25			25																	
7 Team GoEleven	140 [-376]																				
IANNONE Andrea	140	16 13	13 9		13 5	9 5	5	16 8	3	13 11											
8 Bonovo Action BMW	136 [-380]																				
GERLOFF Garrett	75	7 8	4 6		4 4	4	2 3	8 4	13 8	4											
REDDING Scott	61	5	5	8	1 4		13 6	1 3	2	13											
9 Team HRC	102 [-414]																				
VIERGE Xavi	55	6 3	2 2	6 6			1	2 5	3 7	9											
LECUONA Iker	47		3		6 7	3 2	6	4 3	10												
10 Team Motocorsa Racing	45 [-471]																				
RINALDI Michael Ruben	45	2 10	5	3	2	1	5 9		7												
11 ELF Marc VDS Racing Team	40 [-476]																				
LOWES Sam	40	3 9	4	10 3	3	2	4														

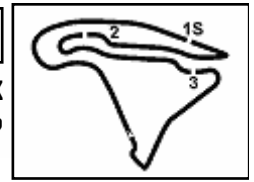
07/09/2024

These data/results cannot be reproduced, stored and/or transmitted in whole or in part by any manner of electronic, mechanical, photocopying, recording, broadcasting or otherwise now known or herein after developed without the previous express consent by the copyright owner, except for reproduction in daily press and regular printed publications on sale to the public within 60 days of the event related to those data/results and always provided that copyright symbol appears together as follows below.

© DORNA WSBK ORGANIZATION Srl 2024

FICR PERUGIA TIMING





Motul French Round, 6-8 September 2024

Teams Standings

	February 25 PHILIP ISLAND	March 24 BARCELONA	April 21 ASSEN	June 16 MISANO	July 14 DONINGTON PARK	July 21 MOST	August 11 PORTIMAO	September 8 MAGNY-COURS	September 22 CREMONA CIRCUIT	September 29 ARAGON	October 13 ESTORIL	October 20 JEREZ	
12 Kawasaki Puccetti Racing	8 [-508]												
RABAT Tito	8	1	1	2		2	2						
13 PETRONAS MIE Racing Honda	7 [-509]												
MACKENZIE Tarran	7		2	5									
14 GMT94 Yamaha	5 [-511]												
DETTL Philipp	5	2		2	1								
15 Yamaha Motoxrcing WorldSBK Team	3 [-513]												
RAY Bradley	3	1		1		1							

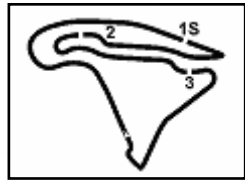
07/09/2024

These data/results cannot be reproduced, stored and/or transmitted in whole or in part by any manner of electronic, mechanical, photocopying, recording, broadcasting or otherwise now known or herein after developed without the previous express consent by the copyright owner, except for reproduction in daily press and regular printed publications on sale to the public within 60 days of the event related to those data/results and always provided that copyright symbol appears together as follows below.

© DORNA WSBK ORGANIZATION Srl 2024

FICR PERUGIA TIMING





Motul French Round, 6-8 September 2024

Teams Standings

February 25 PHILLIP ISLAND	March 24 BARCELONA	April 21 ASSEN	June 16 MISANO	July 14 DONINGTON PARK	July 21 MOST	August 11 PORTIMAO	September 8 MAGNY-COURS	September 22 CREMONA CIRCUIT	September 29 ARAGON	October 13 ESTORIL	October 20 JEREZ
--------------------------------------	------------------------------	--------------------------	--------------------------	----------------------------------	------------------------	------------------------------	-----------------------------------	--	-------------------------------	------------------------------	----------------------------

Referent Teams												
1 Aruba.it Racing - Ducati 516												
BULEGA Nicolo	273	25 5	11 20	20 6	20 8	5 9	8 20	20 9	13 9	20 9	10 9	20 5
BAUTISTA Alvaro	243	1 6	20 6	16 7	25 7	16 12	20 12	16 16	16 4	11 4	13	20 4
PIRRO Michele												
2 ROKIT BMW Motorrad WorldSBK Team 511 [-5]												
RAZGATLIOGLU Toprak	365	11 7	25 12	16 12	20 1	25 1	25 12	25 12	25 12	25 12	25 12	25 12
VAN DER MARK Michael	146	9 7	7 4	13 4	9 2	7 7	8	7 4	7 1	11 1	10 6	9 25
3 Kawasaki Racing Team WorldSBK 277 [-239]												
LOWES Alex	213	13 12	25 10	10 5	10 5	11 7	7	11 7	13 5	20 5	16 7	7
BASSANI Axel	64	4 5	6	6	7	5 4	9 4	4 6	6	8	1	5
4 Pata Prometeon Yamaha 249 [-267]												
LOCATELLI Andrea	163	20 9	11 2	3 2	4 4	11 4	13 6	11 3	10 9	9 3	16 4	5 8
REA Jonathan	86		8	8	10 5	10 5	6 2	11 7	8 7	6 2	10 2	1 10
5 GYTR GRT Yamaha WorldSBK Team 207 [-309]												
GARDNER Remy	122	4 4	1 1	9 9	13 6	16 6	10 8	6 5	11 5	13 5	6 4	4
AEGERTER Dominique	79	10 3	6 3	8 7	7	3 9	3	8 7	7	3	6 2	6
DELBIANCO Alessandro	6											6
6 Bonovo Action BMW 136 [-380]												
GERLOFF Garrett	75	7 8	4 6	4	4	4	2 3	8 4	13 8	4	4	4
REDDING Scott	61	5	5	8	1 4	13 6	1 3	2	13			
7 Team HRC 102 [-414]												
VIERGE Xavi	55	6 3	2 2	2 2	6 6	6	1	2 5	3 3	7 3	9	9
LECUONA Iker	47		3			6 3	7 3	2	6	4 3	10	10

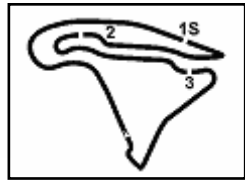
07/09/2024

These data/results cannot be reproduced, stored and/or transmitted in whole or in part by any manner of electronic, mechanical, photocopying, recording, broadcasting or otherwise now known or herein after developed without the previous express consent by the copyright owner, except for reproduction in daily press and regular printed publications on sale to the public within 60 days of the event related to those data/results and always provided that copyright symbol appears together as follows below.

© DORNA WSBK ORGANIZATION Srl 2024

FICR PERUGIA TIMING





Motul French Round, 6-8 September 2024

Teams Standings

	February 25 PHILIP ISLAND	March 24 BARCELONA	April 21 ASSEN	June 16 MISANO	July 14 DONINGTON PARK	July 21 MOST	August 11 PORTIMAO	September 8 MAGNY-COURS	September 22 CREMONA CIRCUIT	September 29 ARAGON	October 13 ESTORIL	October 20 JEREZ	
--	------------------------------	-----------------------	-------------------	-------------------	---------------------------	-----------------	-----------------------	----------------------------	---------------------------------	------------------------	-----------------------	---------------------	--

Independent Teams													
1 Barni Spark Racing Team 188													
PETRUCCI Danilo	163	8 16	9 11 3		7 10 1	9 10 1	20 6	16 11 9	16				
SPINELLI Nicholas	25			25									
2 Team GoEleven 140 [-48]													
IANNONE Andrea	140	16 13	13 9	13	9 5 5	5	16 8 3	13 1	11				
3 Team Motocorsa Racing 45 [-143]													
RINALDI Michael Ruben	45	2 10 1	5	3	2	1	5 9		7				
4 ELF Marc VDS Racing Team 40 [-148]													
LOWES Sam	40	3 9 2	4	10 3	3	2	4						
5 Kawasaki Puccetti Racing 8 [-180]													
RABAT Tito	8		1	1	2		2	2					
6 PETRONAS MIE Racing Honda 7 [-181]													
MACKENZIE Tarran	7			2 5									
7 GMT94 Yamaha 5 [-183]													
OETTL Philipp	5	2		2	1								
8 Yamaha Motoxrcing WorldSBK Team 3 [-185]													
RAY Bradley	3	1		1			1						

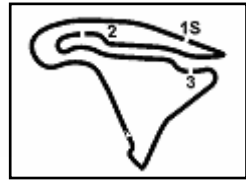
07/09/2024

These data/results cannot be reproduced, stored and/or transmitted in whole or in part by any manner of electronic, mechanical, photocopying, recording, broadcasting or otherwise now known or herein after developed without the previous express consent by the copyright owner, except for reproduction in daily press and regular printed publications on sale to the public within 60 days of the event related to those data/results and always provided that copyright symbol appears together as follows below.

© DORNA WSBK ORGANIZATION Srl 2024

FICR PERUGIA TIMING

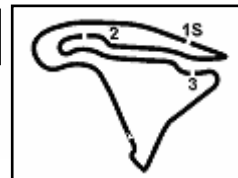




Motul French Round, 6-8 September 2024
Pirelli Best Lap Award

Points	Points From First	Points From Previous	Races															
			February 25 PHILLIP ISLAND	March 24 BARCELONA	April 21 ASSEN	June 16 MISANO	July 14 DONINGTON PARK	July 21 MOST	August 11 PORTIMAO	September 8 MAGNY-COURS	September 22 CREMONA CIRCUIT	September 29 ARAGON	October 13 ESTORIL	October 20 JEREZ				
1	RAZGATLIOGLU Toprak (TUR)	5			1	1	1	1										
2	BULEGA Nicolo (ITA)	4	1	1		1												
3	BAUTISTA Alvaro (ESP)	2	3	2						1	1							
4	LOCATELLI Andrea (ITA)	1	4	1								1						
5	VAN DER MARK Michael (NED)	1	4	0					1									
6	GARDNER Remy (AUS)	1	4	0		1												
7	LOWES Sam (GBR)	1	4	0		1												

07/09/2024 First Line: Race 1 & 2 - Second Line: Tissot Superpole Race
These data/results cannot be reproduced, stored and/or transmitted in whole or in part by any manner of electronic, mechanical, photocopying, recording, broadcasting or otherwise now known or herein after developed without the previous express consent by the copyright owner, except for reproduction in daily press and regular printed publications on sale to the public within 60 days of the event related to those data/results and always provided that copyright symbol appears together as follows below.
© DORNA WSBK ORGANIZATION Srl 2024



	Points	Points From First	Points From Previous	February 25 PHILLIP ISLAND	March 24 BARCELONA	April 21 ASSEN	June 16 MISANO	July 14 DONINGTON PARK	July 21 MOST	August 11 PORTIMAO	September 8 MAGNY-COURS	September 22 CREMONA CIRCUIT	September 29 ARAGON	October 13 ESTORIL	October 20 JEREZ
1 BAUTISTA Alvaro (ESP)	61			<u>11</u> 3	<u>2</u> 1	<u>4</u> 3	<u>2</u> 3	<u>8</u> 3	<u>8</u> 5	<u>1</u> 4	<u>6</u> 2	<u>4</u> 2	<u>15</u> 2		
2 LECUONA Iker (ESP)	55	6		<u>4</u> 13			<u>4</u> 10	<u>5</u> 13	<u>4</u> 14	<u>6</u> 10	<u>11</u> 12	<u>9</u> 13	<u>12</u> 6		
3 VAN DER MARK Michael (NED)	42	19	13	<u>9</u> 7	<u>2</u> 4	<u>6</u> 7	<u>2</u> 9	<u>8</u> 8		<u>7</u> 9	<u>4</u> 5		<u>4</u> 1		
4 PETRUCCI Danilo (ITA)	39	22	3	<u>4</u> 8	<u>4</u> 3	<u>3</u> 7	<u>2</u> 5	<u>3</u> 9	<u>3</u> 6	<u>6</u> 7	<u>3</u> 2		<u>4</u> 2	<u>7</u> 3	
5 REDDING Scott (GBR)	32	29	7	<u>9</u> 11	<u>1</u> 11	<u>7</u> 8		<u>5</u> 15	<u>8</u> 12				<u>2</u> 14		
6 RAY Bradley (GBR)	32	29	0	<u>1</u> 15	<u>3</u> 18	<u>5</u> 15	<u>3</u> 17	<u>5</u> 18	<u>6</u> 17	<u>1</u> 16	<u>2</u> 19	<u>5</u> 15	<u>1</u> 17		
7 BASSANI Axel (ITA)	31	30	1	<u>3</u> 12	<u>5</u> 10	<u>7</u> 9		<u>4</u> 12	<u>6</u> 10	<u>2</u> 16	<u>4</u> 8				
8 IANNONE Andrea (ITA)	29	32	2			<u>7</u> 4		<u>8</u> 11			<u>5</u> 4	<u>9</u> 5			
9 AEGERTER Dominique (SUI)	28	33	1	<u>3</u> 10	<u>2</u> 9	<u>6</u> 13	<u>11</u> 7	<u>1</u> 9	<u>4</u> 13	<u>1</u> 9					
10 OETTL Philipp (GER)	28	33	0	<u>2</u> 16	<u>4</u> 16	<u>4</u> 14	<u>5</u> 17	<u>7</u> 15	<u>3</u> 18	<u>1</u> 20	<u>2</u> 18				
11 GERLOFF Garrett (USA)	27	34	1	<u>5</u> 9	<u>1</u> 12	<u>4</u> 10	<u>1</u> 16	<u>5</u> 12	<u>1</u> 12				<u>5</u> 4	<u>4</u> 8	
12 GARDNER Remy (AUS)	25	36	2	<u>8</u> 12	<u>3</u> 7	<u>2</u> 4	<u>1</u> 3	<u>2</u> 8	<u>1</u> 11	<u>1</u> 4	<u>4</u> 10	<u>3</u> 12			
13 RINALDI Michael Ruben (ITA)	23	38	2		<u>5</u> 11			<u>4</u> 14	<u>2</u> 16		<u>5</u> 7	<u>1</u> 16	<u>1</u> 16	<u>5</u> 9	
14 NORRODIN Adam (MAS)	23	38	0	<u>2</u> 20	<u>3</u> 20	<u>5</u> 18	<u>4</u> 17	<u>1</u> 20	<u>4</u> 20	<u>3</u> 20			<u>1</u> 20		
15 RABAT Tito (ESP)	22	39	1	<u>2</u> 18	<u>1</u> 16	<u>2</u> 15	<u>7</u> 15		<u>3</u> 17	<u>1</u> 19	<u>2</u> 17	<u>4</u> 14			
16 VIERGE Xavi (ESP)	21	40	1	<u>2</u> 10	<u>4</u> 14	<u>5</u> 14	<u>2</u> 10	<u>3</u> 10	<u>1</u> 16		<u>4</u> 11				
17 REA Jonathan (GBR)	20	41	1		<u>5</u> 8				<u>3</u> 5	<u>5</u> 10	<u>2</u> 6	<u>5</u> 6			
18 MACKENZIE Tarran (GBR)	18	43	2	<u>2</u> 19	<u>6</u> 16	<u>5</u> 17	<u>3</u> 11	<u>2</u> 19							
19 LOCATELLI Andrea (ITA)	17	44	1	<u>4</u> 2	<u>4</u> 5		<u>1</u> 5	<u>2</u> 4	<u>1</u> 6	<u>1</u> 7	<u>3</u> 3		<u>1</u> 8		
20 LOWES Alex (GBR)	14	47	3	<u>4</u> 1	<u>1</u> 6				<u>7</u> 2	<u>2</u> 3					
21 SPINELLI Nicholas (ITA)	10	51	4			<u>10</u> 1									
22 RAZGATLIOGLU Toprak (TUR)	10	51	0	<u>1</u> 5		<u>1</u> 2	<u>8</u> 1								
23 BULEGA Nicolo (ITA)	10	51	0	<u>5</u> 5	<u>2</u> 2						<u>3</u> 2				
24 DELBIANCO Alessandro (ITA)	7	54	3								<u>7</u> 10				

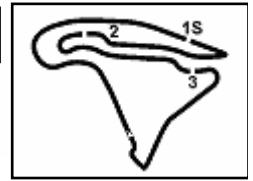
07/09/2024

First Line: Championship Standings - Second Line: Race Position - Underline: Best Finisher

These data/results cannot be reproduced, stored and/or transmitted in whole or in part by any manner of electronic, mechanical, photocopying, recording, broadcasting or otherwise now known or herein after developed without the previous express consent by the copyright owner, except for reproduction in daily press and regular printed publications on sale to the public within 60 days of the event related to those data/results and always provided that copyright symbol appears together as follows below.

© DORNA WSBK ORGANIZATION Srl 2024

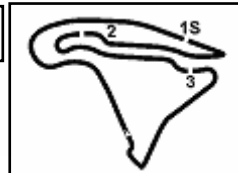




	Points	Points From First	Points From Previous	February 25 PHILLIP ISLAND	March 24 BARCELONA	April 21 ASSEN	June 16 MISANO	July 14 DONINGTON PARK	July 21 MOST	August 11 PORTIMAO	September 8 MAGNY-COURS	September 22 CREMONA CIRCUIT	September 29 ARAGON	October 13 ESTORIL	October 20 JEREZ			
25 PIRRO Michele (ITA)	6	55	1				6 13											
26 GILLIM Hayden (USA)	6	55	0						2 21	4 18								
27 MERCADO Leandro (ARG)	6	55	0						2 20	4 17								
28 LOPES Ivo (POR)	4	57	2							3 19	1 20							
29 SYHRIN Hafizh (MAS)	1	60	3							1 18								

07/09/2024 First Line: Championship Standings - Second Line: Race Position - Underline: Best Finisher
These data/results cannot be reproduced, stored and/or transmitted in whole or in part by any manner of electronic, mechanical, photocopying, recording, broadcasting or otherwise now known or herein after developed without the previous express consent by the copyright owner, except for reproduction in daily press and regular printed publications on sale to the public within 60 days of the event related to those data/results and always provided that copyright symbol appears together as follows below.
© DORNA WSBK ORGANIZATION Srl 2024





Magny-Cours 4.411 m

Motul French Round, 6-8 September 2024

Best Sectors & Speed Race 1

RESULTS

1	60	M. VAN DER MARK	BMW M 1000 RR	Laps 21
2	1	A. BAUTISTA	Ducati Panigale V4R	8.288
3	9	D. PETRUCCI	Ducati Panigale V4R	24.285
4	45	S. REDDING	BMW M 1000 RR	34.037
5	29	A. IANNONE	Ducati Panigale V4R	42.108
6	7	I. LECUONA	Honda CBR1000 RR-R	50.799
7	97	X. VIERGE	Honda CBR1000 RR-R	52.361
8	55	A. LOCATELLI	Yamaha YZF R1	52.369
9	21	M. RINALDI	Ducati Panigale V4R	1'11.573
10	52	A. DELBIANCO	Yamaha YZF R1	1'18.169
11	47	A. BASSANI	Kawasaki ZX-10RR	1'25.369
12	31	G. GERLOFF	BMW M 1000 RR	2'06.163
RET	14	S. LOWES	Ducati Panigale V4R	4 Laps
RET	87	R. GARDNER	Yamaha YZF R1	5 Laps
RET	22	A. LOWES	Kawasaki ZX-10RR	7 Laps
RET	28	B. RAY	Yamaha YZF R1	9 Laps
RET	95	T. MACKENZIE	Honda CBR1000 RR-R	11 Laps
RET	5	P. OETTL	Yamaha YZF R1	12 Laps
RET	53	T. RABAT	Kawasaki ZX-10RR	18 Laps
RET	75	I. LOPES	Honda CBR1000 RR-R	20 Laps
RET	11	N. BULEGA	Ducati Panigale V4R	
RET	65	J. REA	Yamaha YZF R1	

SPEED

1	97	X. VIERGE	Honda CBR1000 RR-R	270,7
2	60	M. VAN DER MARK	BMW M 1000 RR	270,7
3	22	A. LOWES	Kawasaki ZX-10RR	267,3
4	1	A. BAUTISTA	Ducati Panigale V4R	266,7
5	9	D. PETRUCCI	Ducati Panigale V4R	265,4
6	55	A. LOCATELLI	Yamaha YZF R1	263,4
7	52	A. DELBIANCO	Yamaha YZF R1	260,2
8	14	S. LOWES	Ducati Panigale V4R	260,2
9	45	S. REDDING	BMW M 1000 RR	259,6
10	31	G. GERLOFF	BMW M 1000 RR	259,0
11	47	A. BASSANI	Kawasaki ZX-10RR	256,5
12	87	R. GARDNER	Yamaha YZF R1	255,9
13	53	T. RABAT	Kawasaki ZX-10RR	255,9
14	7	I. LECUONA	Honda CBR1000 RR-R	254,7
15	11	N. BULEGA	Ducati Panigale V4R	252,3
16	29	A. IANNONE	Ducati Panigale V4R	252,3
17	28	B. RAY	Yamaha YZF R1	250,6
18	21	M. RINALDI	Ducati Panigale V4R	240,0
19	5	P. OETTL	Yamaha YZF R1	237,9
20	95	T. MACKENZIE	Honda CBR1000 RR-R	234,8
21	65	J. REA	Yamaha YZF R1	234,3
22	75	I. LOPES	Honda CBR1000 RR-R	215,6

SEG. 1

1	22	A. LOWES	30.147
2	9	D. PETRUCCI	30.245
3	60	M. VAN DER MARK	30.253
4	45	S. REDDING	30.281
5	55	A. LOCATELLI	30.376
6	97	X. VIERGE	30.423
7	47	A. BASSANI	30.613
8	1	A. BAUTISTA	30.811
9	11	N. BULEGA	30.890
10	28	B. RAY	30.960
11	31	G. GERLOFF	31.046
12	87	R. GARDNER	31.321
13	29	A. IANNONE	31.377
14	95	T. MACKENZIE	31.426
15	52	A. DELBIANCO	31.485
16	7	I. LECUONA	31.505
17	14	S. LOWES	31.511
18	53	T. RABAT	31.774
19	65	J. REA	31.843
20	5	P. OETTL	31.979
21	21	M. RINALDI	32.111
22	75	I. LOPES	33.053

SEG. 2

1	45	S. REDDING	22.510
2	60	M. VAN DER MARK	22.533
3	55	A. LOCATELLI	22.557
4	9	D. PETRUCCI	22.575
5	1	A. BAUTISTA	22.642
6	22	A. LOWES	22.744
7	87	R. GARDNER	22.912
8	31	G. GERLOFF	22.932
9	28	B. RAY	22.995
10	47	A. BASSANI	23.124
11	29	A. IANNONE	23.258
12	95	T. MACKENZIE	23.311
13	14	S. LOWES	23.583
14	97	X. VIERGE	23.631
15	11	N. BULEGA	23.680
16	65	J. REA	23.687
17	7	I. LECUONA	23.697
18	52	A. DELBIANCO	23.773
19	5	P. OETTL	23.901
20	53	T. RABAT	23.927
21	21	M. RINALDI	24.080
22	75	I. LOPES	24.389

SEG. 3

1	45	S. REDDING	23.157
2	55	A. LOCATELLI	23.268
3	1	A. BAUTISTA	23.308
4	97	X. VIERGE	23.348
5	9	D. PETRUCCI	23.503
6	31	G. GERLOFF	23.542
7	22	A. LOWES	23.661
8	87	R. GARDNER	23.759
9	60	M. VAN DER MARK	23.771
10	47	A. BASSANI	23.794
11	29	A. IANNONE	23.840
12	95	T. MACKENZIE	23.845
13	28	B. RAY	23.846
14	52	A. DELBIANCO	24.050
15	7	I. LECUONA	24.169
16	65	J. REA	24.783
17	5	P. OETTL	24.884
18	53	T. RABAT	24.941
19	11	N. BULEGA	25.020
20	14	S. LOWES	25.051
21	75	I. LOPES	25.080
22	21	M. RINALDI	25.229

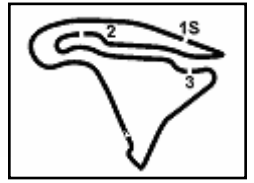
SEG. 4

1	22	A. LOWES	26.294
2	55	A. LOCATELLI	26.408
3	31	G. GERLOFF	26.435
4	97	X. VIERGE	26.587
5	47	A. BASSANI	26.710
6	45	S. REDDING	26.722
7	87	R. GARDNER	26.760
8	60	M. VAN DER MARK	26.839
9	28	B. RAY	26.839
10	29	A. IANNONE	26.861
11	9	D. PETRUCCI	26.906
12	95	T. MACKENZIE	26.929
13	1	A. BAUTISTA	27.106
14	7	I. LECUONA	27.231
15	52	A. DELBIANCO	27.381
16	21	M. RINALDI	27.822
17	53	T. RABAT	28.244
18	5	P. OETTL	28.257
19	14	S. LOWES	28.294
20	75	I. LOPES	28.910

07/09/2024

These data/results cannot be reproduced, stored and/or transmitted in whole or in part by any manner of electronic, mechanical, photocopying, recording, broadcasting or otherwise now known or herein after developed without the previous express consent by the copyright owner, except for reproduction in daily press and regular printed publications on sale to the public within 60 days of the event related to those data/results and always provided that copyright symbol appears together as follows below.

© DORNA WSBK ORGANIZATION Srl 2024



Magny-Cours 4.411 m

Motul French Round, 6-8 September 2024
Lap Chart Race 1

1 / 4

Lap																					
	1	2	3	4	5	6	7	8	9	10	11	12	13	14	15	16	17	18	19	20	21
1	22	22	22	31	31	31	31	60	22	22	60	60	60	60	60	60	60	60	60	60	60
2	60	55	31	60	52	60	60	22	60	60	1	1	1	1	1	1	1	1	1	1	1
3	97	60	60	22	22	22	22	1	1	1	9	9	9	9	9	9	9	9	9	9	9
4	55	97	97	9	60	1	1	9	9	9	29	29	45	45	45	45	45	45	45	45	45
5	31	31	9	97	1	9	9	45	29	29	97	45	29	29	29	29	29	29	29	29	29
6	45	45	45	52	9	97	45	29	97	97	45	97	97	22	97	97	97	97	97	97	97
7	9	9	87	45	97	45	97	45	45	22	22	22	97	7	7	7	7	7	7	7	7
8	87	1	95	95	45	29	29	28	28	28	28	28	7	7	14	55	55	55	55	55	55
9	29	87	28	28	29	28	28	47	14	14	7	7	14	14	55	14	14	31	31	31	31
10	47	28	52	87	28	14	14	14	7	7	14	14	55	55	31	31	31	21	21	21	21
11	1	29	1	1	14	7	47	31	95	95	31	31	31	31	21	21	21	52	52	52	52
12	28	95	47	29	21	21	7	7	31	31	55	55	21	21	52	52	52	47	47	47	47
13	95	47	29	14	7	95	95	21	55	21	21	52	52	47	47	47	47				
14	52	52	14	21	5	5	21	21	55	21	52	52	47	47	87	87					
15	21	7	7	7	95	47	5	5	52	52	47	47	87	87							
16	7	21	53	5	47	52	52	5	47	87	87										
17	5	14	21	47	55	55	55	55	47	87											
18	14	5	5	55	87	87	87	87													
19	53	53	55																		
20	75																				

Final Result		
1	60 M. VAN DER MARK	Laps 21
2	1 A. BAUTISTA	8.288
3	9 D. PETRUCCI	24.285
4	45 S. REDDING	34.037
5	29 A. IANNONE	42.108
6	7 I. LECUONA	50.799
7	97 X. VIERGE [P]	52.361
8	55 A. LOCATELLI	52.369
9	21 M. RINALDI	1'11.573
10	52 A. DELBIANCO	1'18.169
11	47 A. BASSANI	1'25.369
12	31 G. GERLOFF [P]	2'06.163
RET	14 S. LOWES	4 Laps
RET	87 R. GARDNER	5 Laps
RET	22 A. LOWES	7 Laps
RET	28 B. RAY	9 Laps
RET	95 T. MACKENZIE	11 Laps
RET	5 P. OETTL	12 Laps
RET	53 T. RABAT	18 Laps
RET	75 I. LOPES	20 Laps
RET	11 N. BULEGA	
RET	65 J. REA	

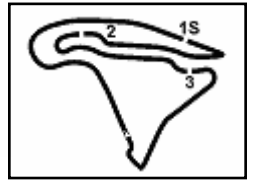
07/09/2024

These data/results cannot be reproduced, stored and/or transmitted in whole or in part by any manner of electronic, mechanical, photocopying, recording, broadcasting or otherwise now known or herein after developed without the previous express consent by the copyright owner, except for reproduction in daily press and regular printed publications on sale to the public within 60 days of the event related to those data/results and always provided that copyright symbol appears together as follows below.

© DORNA WSBK ORGANIZATION Srl 2024

FICR PERUGIA TIMING





Magny-Cours 4.411 m

Motul French Round, 6-8 September 2024

Lap Chart Race 1

2 / 4

Lap 1

1	22	A.Lowes	1'44.810
2	60	M.van der Mark	1.325
3	97	X.Vierge	1.718
4	55	A.Locatelli	1.901
5	31	G.Gerloff	2.043
6	45	S.Redding	4.283
7	9	D.Petrucci	4.623
8	87	R.Gardner	4.730
9	29	A.Iannone	4.952
10	47	A.Bassani	4.952
11	1	A.Bautista	5.086
12	28	B.Ray	5.315
13	95	T.Mackenzie	5.571
14	52	A.Delbianco	7.603
15	21	M.Rinaldi	8.101
16	7	I.Lecuona	8.452
17	5	P.Oettl	9.004
18	14	S.Lowes	9.221
19	53	T.Rabat	9.815
20	75	I.Lopes	10.719

Lap 2

1	22	A.Lowes	3'28.109
2	55	A.Locatelli	1.355
3	60	M.van der Mark	1.422
4	97	X.Vierge	2.408
5	31	G.Gerloff	2.740
6	45	S.Redding	4.604
7	9	D.Petrucci	5.619
8	1	A.Bautista	6.721
9	87	R.Gardner	7.310
10	28	B.Ray	7.603
11	29	A.Iannone	8.192
12	95	T.Mackenzie	8.520
13	47	A.Bassani	9.070
14	52	A.Delbianco	11.766
15	7	I.Lecuona	12.597
16	21	M.Rinaldi	14.803
17	14	S.Lowes	15.381
18	5	P.Oettl	15.835
19	53	T.Rabat	16.295

Lap 3

1	22	A.Lowes	5'18.779
2	31	G.Gerloff	2.220
3	60	M.van der Mark	2.827
4	97	X.Vierge	5.169
5	9	D.Petrucci	7.674
6	45	S.Redding	8.295
7	87	R.Gardner	11.904
8	95	T.Mackenzie	12.231
9	28	B.Ray	13.999
10	52	A.Delbianco	14.351
11	1	A.Bautista	15.236
12	47	A.Bassani	15.593
13	29	A.Iannone	15.974
14	14	S.Lowes	22.214
15	7	I.Lecuona	22.675
16	53	T.Rabat	22.705
17	21	M.Rinaldi	27.323
18	5	P.Oettl	30.647
19	55	A.Locatelli	47.573

Lap 4

1	31	G.Gerloff	7'16.508
2	60	M.van der Mark	9.539
3	22	A.Lowes	9.654
4	9	D.Petrucci	14.656
5	97	X.Vierge	15.537
6	52	A.Delbianco	20.048
7	45	S.Redding	20.070

8	95	T.Mackenzie	22.830
9	28	B.Ray	24.792
10	87	R.Gardner	48.077
11	1	A.Bautista	54.876
12	29	A.Iannone	1'00.542
13	14	S.Lowes	1'09.510
14	21	M.Rinaldi	1'12.077
15	7	I.Lecuona	1'13.522
16	5	P.Oettl	1'14.074
17	47	A.Bassani	1'22.424
18	55	A.Locatelli	1'30.301

Lap 5

1	31	G.Gerloff	9'17.553
2	52	A.Delbianco	27.739
3	22	A.Lowes	45.068
4	60	M.van der Mark	45.376
5	1	A.Bautista	48.696
6	9	D.Petrucci	49.938
7	97	X.Vierge	51.901
8	45	S.Redding	55.578
9	29	A.Iannone	56.458
10	28	B.Ray	1'04.409
11	14	S.Lowes	1'07.210
12	21	M.Rinaldi	1'09.896
13	7	I.Lecuona	1'10.467
14	5	P.Oettl	1'10.862
15	95	T.Mackenzie	1'11.702
16	47	A.Bassani	1'15.074
17	55	A.Locatelli	1'24.077
18	87	R.Gardner	1'53.609

Lap 6

1	31	G.Gerloff	11'20.131
2	60	M.van der Mark	35.701
3	22	A.Lowes	36.287
4	1	A.Bautista	41.352
5	9	D.Petrucci	43.457
6	97	X.Vierge	46.572
7	45	S.Redding	47.074
8	29	A.Iannone	48.955
9	28	B.Ray	58.431
10	14	S.Lowes	1'01.763
11	7	I.Lecuona	1'05.153
12	21	M.Rinaldi	1'05.618
13	95	T.Mackenzie	1'05.830
14	5	P.Oettl	1'06.103
15	47	A.Bassani	1'06.287
16	52	A.Delbianco	1'08.192
17	55	A.Locatelli	1'15.703
18	87	R.Gardner	1'48.201

Lap 7

1	31	G.Gerloff	13'47.053
2	60	M.van der Mark	2.433
3	22	A.Lowes	2.927
4	1	A.Bautista	8.101
5	9	D.Petrucci	12.588
6	45	S.Redding	14.142
7	97	X.Vierge	16.046
8	29	A.Iannone	16.567
9	28	B.Ray	27.914
10	14	S.Lowes	31.419
11	47	A.Bassani	32.459
12	7	I.Lecuona	34.233
13	95	T.Mackenzie	35.006
14	21	M.Rinaldi	36.866
15	5	P.Oettl	37.239
16	52	A.Delbianco	39.532
17	55	A.Locatelli	42.939
18	87	R.Gardner	1'17.872

Lap 8

1	60	M.van der Mark	15'42.617
2	22	A.Lowes	0.528
3	1	A.Bautista	5.931
4	9	D.Petrucci	12.661
5	45	S.Redding	12.848
6	29	A.Iannone	16.153
7	97	X.Vierge	16.820
8	28	B.Ray	27.812
9	47	A.Bassani	30.682
10	14	S.Lowes	33.266
11	31	G.Gerloff	33.672
12	7	I.Lecuona	34.015
13	95	T.Mackenzie	34.943
14	21	M.Rinaldi	38.938
15	5	P.Oettl	39.211
16	52	A.Delbianco	40.833
17	55	A.Locatelli	41.918
18	87	R.Gardner	1'19.138

Lap 9

1	22	A.Lowes	17'35.384
2	60	M.van der Mark	0.438
3	1	A.Bautista	7.073
4	9	D.Petrucci	15.061
5	29	A.Iannone	19.030
6	97	X.Vierge	21.274
7	45	S.Redding	26.537
8	28	B.Ray	30.784
9	14	S.Lowes	37.008
10	7	I.Lecuona	37.347
11	95	T.Mackenzie	37.956
12	31	G.Gerloff	40.008
13	21	M.Rinaldi	43.602
14	55	A.Locatelli	44.824
15	52	A.Delbianco	46.239
16	5	P.Oettl	50.665
17	47	A.Bassani	1'22.112
18	87	R.Gardner	1'23.724

Lap 10

1	22	A.Lowes	19'27.537
2	60	M.van der Mark	0.928
3	1	A.Bautista	8.998
4	9	D.Petrucci	18.771
5	29	A.Iannone	23.796
6	97	X.Vierge	26.051
7	45	S.Redding	28.875
8	28	B.Ray	34.332
9	14	S.Lowes	40.629
10	7	I.Lecuona	40.944
11	95	T.Mackenzie	41.477
12	31	G.Gerloff	44.524
13	55	A.Locatelli	47.564
14	21	M.Rinaldi	48.262
15	52	A.Delbianco	51.289
16	47	A.Bassani	1'26.357
17	87	R.Gardner	1'27.936

Lap 11

1	60	M.van der Mark	21'21.437
2	1	A.Bautista	9.436
3	9	D.Petrucci	20.041
4	29	A.Iannone	25.878
5	97	X.Vierge	28.543
6	45	S.Redding	29.206
7	22	A.Lowes	30.940
8	28	B.Ray	35.721
9	7	I.Lecuona	42.322
10	14	S.Lowes	43.540
11	31	G.Gerloff	46.374
12	55	A.Locatelli	48.537

13	21	M.Rinaldi	51.976
14	52	A.Delbianco	54.064
15	47	A.Bassani	1'27.853
16	87	R.Gardner	1'30.318

Lap 12

1	60	M.van der Mark	23'15.399
2	1	A.Bautista	9.582
3	9	D.Petrucci	21.014
4	29	A.Iannone	28.454
5	45	S.Redding	29.358
6	97	X.Vierge	31.969
7	22	A.Lowes	35.153
8	28	B.Ray	38.061
9	7	I.Lecuona	43.059
10	14	S.Lowes	45.400
11	31	G.Gerloff	48.518
12	55	A.Locatelli	49.420
13	21	M.Rinaldi	54.502
14	52	A.Delbianco	57.110
15	47	A.Bassani	1'27.937
16	87	R.Gardner	1'32.627

Lap 13

1	60	M.van der Mark	25'09.593
2	1	A.Bautista	9.254
3	9	D.Petrucci	21.668
4	45	S.Redding	29.115
5	29	A.Iannone	30.102
6	97	X.Vierge	33.804
7	22	A.Lowes	33.824
8	7	I.Lecuona	44.354
9	14	S.Lowes	48.108
10	55	A.Locatelli	50.553
11	31	G.Gerloff	51.916
12	21	M.Rinaldi	57.422
13	52	A.Delbianco	59.839
14	47	A.Bassani	1'28.254
15	87	R.Gardner	1'35.297

Lap 14

1	60	M.van der Mark	27'03.010
2	1	A.Bautista	9.459
3	9	D.Petrucci	23.205
4	45	S.Redding	29.024
5	29	A.Iannone	32.103
6	22	A.Lowes	32.858
7	97	X.Vierge	37.117
8	7	I.Lecuona	45.907
9	14	S.Lowes	49.761
10	55	A.Locatelli	51.362
11	31	G.Gerloff	54.539
12	21	M.Rinaldi	1'00.580
13	52	A.Delbianco	1'03.048
14	47	A.Bassani	1'28.690
15	87	R.Gardner	1'38.302

Lap 15

1	60	M.van der Mark	28'56.523
2	1	A.Bautista	9.350
3	9	D.Petrucci	23.602
4	45	S.Redding	28.939
5	29	A.Iannone	34.095
6	97	X.Vierge	40.338
7	7	I.Lecuona	47.281
8	14	S.Lowes	51.420
9	55	A.Locatelli	52.004
10	31	G.Gerloff	56.542
11	21	M.Rinaldi	1'02.577
12	52	A.Delbianco	1'05.598
13	47	A.Bassani	1'28.333
14	87	R.Gardner	1'40.940

07/09/2024

These data/results cannot be reproduced, stored and/or transmitted in whole or in part by any manner of electronic, mechanical, photocopying, recording, broadcasting or otherwise now known or herein after developed without the previous express consent by the copyright owner, except for reproduction in daily press and regular printed publications on sale to the public within 60 days of the event related to those data/results and always provided that copyright symbol appears together as follows below.

© DORNA WSBK ORGANIZATION Srl 2024

Motul French Round, 6-8 September 2024

Lap Chart Race 1

Magny-Cours 4.411 m

3 / 4

Lap 16

1	60 M.van der Mark	30'50.235
2	1 A.Bautista	9.236
3	9 D.Petrucci	23.005
4	45 S.Redding	28.937
5	29 A.Iannone	35.977
6	97 X.Vierge	42.409
7	7 I.Lecuona	48.438
8	55 A.Locatelli	52.100
9	14 S.Lowes	53.476
10	31 G.Gerloff	58.595
11	21 M.Rinaldi	1'04.524
12	52 A.Delbianco	1'07.445
13	47 A.Bassani	1'27.880
14	87 R.Gardner	1'43.808

Lap 21

1	60 M.van der Mark	40'27.006
2	1 A.Bautista	8.288
3	9 D.Petrucci	24.285
4	45 S.Redding	34.037
5	29 A.Iannone	42.108
6	97 X.Vierge	45.866
7	7 I.Lecuona	50.799
8	55 A.Locatelli	52.369
9	31 G.Gerloff	1'05.578
10	21 M.Rinaldi	1'11.573
11	52 A.Delbianco	1'18.169
12	47 A.Bassani	1'25.369

Lap 17

1	60 M.van der Mark	32'43.937
2	1 A.Bautista	9.130
3	9 D.Petrucci	23.120
4	45 S.Redding	29.728
5	29 A.Iannone	37.571
6	97 X.Vierge	44.721
7	7 I.Lecuona	48.872
8	55 A.Locatelli	52.811
9	14 S.Lowes	54.504
10	31 G.Gerloff	59.927
11	21 M.Rinaldi	1'06.198
12	52 A.Delbianco	1'09.107
13	47 A.Bassani	1'27.486

Lap 18

1	60 M.van der Mark	34'37.680
2	1 A.Bautista	8.895
3	9 D.Petrucci	24.269
4	45 S.Redding	31.377
5	29 A.Iannone	40.125
6	97 X.Vierge	46.523
7	7 I.Lecuona	49.779
8	55 A.Locatelli	53.667
9	31 G.Gerloff	1'02.045
10	21 M.Rinaldi	1'08.368
11	52 A.Delbianco	1'12.750
12	47 A.Bassani	1'28.342

Lap 19

1	60 M.van der Mark	36'32.717
2	1 A.Bautista	8.406
3	9 D.Petrucci	25.877
4	45 S.Redding	32.051
5	29 A.Iannone	41.655
6	97 X.Vierge	47.235
7	7 I.Lecuona	50.159
8	55 A.Locatelli	53.827
9	31 G.Gerloff	1'04.054
10	21 M.Rinaldi	1'09.917
11	52 A.Delbianco	1'15.308
12	47 A.Bassani	1'27.953

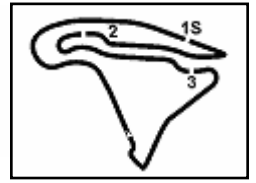
Lap 20

1	60 M.van der Mark	38'28.576
2	1 A.Bautista	8.978
3	9 D.Petrucci	25.639
4	45 S.Redding	33.551
5	29 A.Iannone	42.969
6	97 X.Vierge	47.792
7	7 I.Lecuona	50.416
8	55 A.Locatelli	54.365
9	31 G.Gerloff	1'05.488
10	21 M.Rinaldi	1'11.396
11	52 A.Delbianco	1'17.693
12	47 A.Bassani	1'28.073

07/09/2024

These data/results cannot be reproduced, stored and/or transmitted in whole or in part by any manner of electronic, mechanical, photocopying, recording, broadcasting or otherwise now known or herein after developed without the previous express consent by the copyright owner, except for reproduction in daily press and regular printed publications on sale to the public within 60 days of the event related to those data/results and always provided that copyright symbol appears together as follows below.

© DORNA WSBK ORGANIZATION Srl 2024



Race Pace Comparison

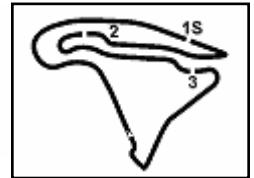
	60 vdM	1 Bau	9 Pet	45 Red	29 Ian	7 Lec	97 Vie	55 Loc	21 Rin	52 Del	47 Bas	31 Ger	14 SLo	87 Gar
1	1'46.135	1'49.896	1'49.433	1'49.093	1'49.762	1'53.262	1'46.528	1'46.711	1'52.911	1'52.413	1'49.762	1'46.853	1'54.031	1'49.540
2	1'43.396	1'44.934	1'44.295	1'43.620	1'46.539	1'47.444	1'43.989	1'42.753	1'50.001	1'47.462	1'47.417	1'43.996	1'49.459	1'45.879
3	1'52.075	1'59.185	1'52.725	1'54.361	1'58.452	2'00.748	1'53.431	2'36.888	2'03.190	1'53.255	1'57.193	1'50.150	1'57.503	1'55.264
4	2'04.441	2'37.369	2'04.711	2'09.504	2'42.297	2'48.576	2'08.097	2'40.457	2'42.483	2'03.426	3'04.560	1'55.509	2'45.025	2'33.902
5	2'36.882	1'54.865	2'36.327	2'36.553	1'56.961	1'57.990	2'37.409	1'54.821	1'58.864	2'08.736	1'53.695	2'01.045	1'58.745	3'06.577
6	1'52.903	1'55.234	1'56.097	1'54.074	1'55.075	1'57.264	1'57.249	1'54.204	1'58.300	2'43.031	1'53.791	2'02.578	1'57.131	1'57.170
7	1'53.654	1'53.671	1'56.053	1'53.990	1'54.534	1'56.002	1'56.396	1'54.158	1'58.170	1'58.262	1'53.094	2'26.922	1'56.578	1'56.593
8	1'53.131	1'53.394	1'55.637	1'54.270	1'55.150	1'55.346	1'56.338	1'54.543	1'57.636	1'56.865	1'53.787	2'29.236	1'57.411	1'56.830
9	1'53.205	1'53.909	1'55.167	2'06.456	1'55.644	1'56.099	1'57.221	1'55.673	1'57.431	1'58.173	2'44.197	1'59.103	1'56.509	1'57.353
10	1'52.643	1'54.078	1'55.863	1'54.491	1'56.919	1'55.750	1'56.930	1'54.893	1'56.813	1'57.203	1'56.398	1'56.669	1'55.774	1'56.365
11	1'52.972	1'54.338	1'55.170	1'54.231	1'55.982	1'55.278	1'56.392	1'54.873	1'57.614	1'56.675	1'55.396	1'55.750	1'56.811	1'56.282
12	1'53.962	1'54.108	1'54.935	1'54.114	1'56.538	1'54.699	1'57.388	1'54.845	1'56.488	1'57.008	1'54.046	1'56.106	1'55.822	1'56.271
13	1'54.194	1'53.866	1'54.848	1'53.951	1'55.842	1'55.489	1'56.029	1'55.327	1'57.114	1'56.923	1'54.511	1'57.592	1'56.902	1'56.864
14	1'53.417	1'53.622	1'54.954	1'53.326	1'55.418	1'54.970	1'56.730	1'54.226	1'56.575	1'56.626	1'53.853	1'56.040	1'55.070	1'56.422
15	1'53.513	1'53.404	1'53.910	1'53.428	1'55.505	1'54.887	1'56.734	1'54.155	1'55.510	1'56.063	1'53.156	1'55.516	1'55.172	1'56.151
16	1'53.712	1'53.598	1'53.115	1'53.710	1'55.594	1'54.869	1'55.783	1'53.808	1'55.659	1'55.559	1'53.259	1'55.765	1'55.768	1'56.580
17	1'53.702	1'53.596	1'53.817	1'54.493	1'55.296	1'54.136	1'56.014	1'54.413	1'55.376	1'55.364	1'53.308	1'55.034	1'54.730	
18	1'53.743	1'53.508	1'54.892	1'55.392	1'56.297	1'54.650	1'55.545	1'54.599	1'55.913	1'57.386	1'54.599	1'55.861		
19	1'55.037	1'54.548	1'56.645	1'55.711	1'56.567	1'55.417	1'55.749	1'55.197	1'56.586	1'57.595	1'54.648	1'57.046		
20	1'55.859	1'56.431	1'55.621	1'57.359	1'57.173	1'56.116	1'56.416	1'56.397	1'57.338	1'58.244	1'55.979	1'57.293		
21	1'58.430	1'57.740	1'57.076	1'58.916	1'57.569	1'58.813	1'56.504	1'56.434	1'58.607	1'58.906	1'55.726	1'58.520		

	22 ALo	28 Ray	95 Mac	5 Oet	53 Rab	75 Lop
1	1'44.810	1'50.125	1'50.381	1'53.814	1'54.625	1'55.529
2	1'43.299	1'45.587	1'46.248	1'50.130	1'49.779	
3	1'50.670	1'57.066	1'54.381	2'05.482	1'57.080	
4	2'07.383	2'08.522	2'08.328	2'41.156		
5	2'36.459	2'40.662	2'49.917	1'57.833		
6	1'53.797	1'56.600	1'56.706	1'57.819		
7	1'53.562	1'56.405	1'56.098	1'58.058		
8	1'53.165	1'55.462	1'55.501	1'57.536		
9	1'52.239	1'55.739	1'55.780	2'04.221		
10	1'52.153	1'55.701	1'55.674			
11	2'24.840	1'55.289				
12	1'58.175	1'56.302				
13	1'52.865					
14	1'52.451					

07/09/2024

These data/results cannot be reproduced, stored and/or transmitted in whole or in part by any manner of electronic, mechanical, photocopying, recording, broadcasting or otherwise now known or herein after developed without the previous express consent by the copyright owner, except for reproduction in daily press and regular printed publications on sale to the public within 60 days of the event related to those data/results and always provided that copyright symbol appears together as follows below.

© DORNA WSBK ORGANIZATION Srl 2024



Motul French Round, 6-8 September 2024
Chronological Analysis Race 1

Start at 14:00'32.455

1 / 4

1° 60 M. VAN DER MARK [1'43.396]							
Lap	Seg1	Seg2	Seg3	Seg4	Lap Time	km/h	Local Time
1		23.573	24.458	26.890	1'46.135	254,7	14:02'18.590
2	30.253	22.533	23.771	26.839	1'43.396	270,7	14:04'01.986
3	30.850	26.180	25.475	29.570	1'52.075	252,3	14:05'54.061
4	35.064	27.135	28.871	33.371	2'04.441P	225,0	14:07'58.502
5	1'15.298	25.917	26.973	28.694	2'36.882P	230,8	14:10'35.384
6	33.296	25.078	25.763	28.766	1'52.903	238,4	14:12'28.287
7	33.459	25.219	26.090	28.886	1'53.654	235,8	14:14'21.941
8	33.410	25.149	25.793	28.779	1'53.131	237,9	14:16'15.072
9	33.180	25.292	26.084	28.649	1'53.205	238,9	14:18'08.277
10	33.361	25.094	25.659	28.529	1'52.643	235,3	14:20'00.920
11	33.440	25.189	25.630	28.713	1'52.972	234,3	14:21'53.892
12	33.524	25.467	25.892	29.079	1'53.962	236,3	14:23'47.854
13	33.866	25.353	25.954	29.021	1'54.194	236,3	14:25'42.048
14	33.443	25.102	25.970	28.902	1'53.417	236,8	14:27'35.465
15	33.347	25.237	25.843	29.086	1'53.513	234,3	14:29'28.978
16	33.440	25.484	25.939	28.849	1'53.712	240,0	14:31'22.690
17	33.516	25.172	26.012	29.002	1'53.702	238,4	14:33'16.392
18	33.543	25.272	25.951	28.977	1'53.743	235,8	14:35'10.135
19	33.670	25.568	26.250	29.549	1'55.037	227,4	14:37'05.172
20	34.013	25.841	26.599	29.406	1'55.859	219,5	14:39'01.031
21	34.480	25.891	26.742	31.317	1'58.430	220,9	14:40'59.461
Race Time 40'27.006							

14	34.018	25.466	26.263	29.207	1'54.954	251,2	14:27'58.670
15	33.755	25.024	26.163	28.968	1'53.910	253,5	14:29'52.580
16	33.544	24.721	26.040	28.810	1'53.115	256,5	14:31'45.695
17	33.555	25.148	26.193	28.921	1'53.817	250,6	14:33'39.512
18	33.798	25.015	26.269	29.810	1'54.892	254,1	14:35'34.404
19	34.263	26.112	26.604	29.666	1'56.645	242,2	14:37'31.049
20	34.191	25.342	26.443	29.645	1'55.621	240,5	14:39'26.670
21	34.645	25.740	26.743	29.948	1'57.076	233,8	14:41'23.746
Race Time 40'51.291							

2° 1 A. BAUTISTA [1'44.934]							
Lap	Seg1	Seg2	Seg3	Seg4	Lap Time	km/h	Local Time
1		23.474	24.508	29.024	1'49.896	238,9	14:02'22.351
2	31.878	22.642	23.308	27.106	1'44.934	266,7	14:04'07.285
3	30.811	27.515	27.843	33.016	1'59.185P	258,4	14:06'06.470
4	1'14.560	26.112	27.036	29.661	2'37.369P	236,3	14:08'43.839
5	34.112	25.453	26.280	29.020	1'54.865	238,4	14:10'38.704
6	33.368	24.895	26.385	30.586	1'55.234C	252,3	14:12'33.938
7	33.422	24.974	26.228	29.047	1'53.671	246,0	14:14'27.609
8	33.590	24.934	26.103	28.767	1'53.394	242,7	14:16'21.003
9	33.625	25.086	26.106	29.092	1'53.909	242,7	14:18'14.912
10	33.524	25.262	26.142	29.150	1'54.078	250,6	14:20'08.990
11	33.523	25.158	26.294	29.363	1'54.338	246,6	14:22'03.328
12	33.898	25.061	26.092	29.057	1'54.108	253,5	14:23'57.436
13	33.662	25.083	26.153	28.968	1'53.866	252,3	14:25'51.302
14	33.736	24.867	26.145	28.874	1'53.622	254,1	14:27'44.924
15	33.629	24.669	26.138	28.968	1'53.404	256,5	14:29'38.328
16	33.643	24.896	25.959	29.100	1'53.598	251,2	14:31'31.922
17	33.656	24.913	26.042	28.985	1'53.596	250,6	14:33'25.526
18	33.451	24.914	26.081	29.062	1'53.508	256,5	14:35'19.030
19	33.812	24.984	26.275	29.477	1'54.548	255,9	14:37'13.578
20	34.260	25.593	26.617	29.961	1'56.431	236,3	14:39'10.009
21	34.757	26.006	26.806	30.171	1'57.740	223,1	14:41'07.749
Race Time 40'35.294							

4° 45 S. REDDING [1'43.620]							
Lap	Seg1	Seg2	Seg3	Seg4	Lap Time	km/h	Local Time
1		24.328	24.660	28.615	1'49.093	238,4	14:02'21.548
2	31.231	22.510	23.157	26.722	1'43.620	259,6	14:04'05.168
3	30.281	26.626	26.275	31.179	1'54.361	247,7	14:05'59.529
4	36.082	28.685	30.369	34.368	2'09.504P	214,3	14:08'09.033
5	1'15.359	25.742	26.629	28.823	2'36.553P	227,4	14:10'45.586
6	33.815	25.200	26.061	28.998	1'54.074	242,7	14:12'39.660
7	33.816	25.077	26.088	29.009	1'53.990	237,4	14:14'33.650
8	33.848	25.292	26.046	29.084	1'54.270	240,0	14:16'27.920
9	33.946	25.376	26.585	29.279	1'56.456	236,3	14:18'34.376
10	33.993	25.376	26.217	28.905	1'54.491	229,3	14:20'28.867
11	33.860	25.376	25.995	29.000	1'54.231	236,8	14:22'33.098
12	33.756	25.412	26.058	28.888	1'54.114	236,3	14:24'17.212
13	33.762	25.174	26.179	28.836	1'53.951	238,4	14:26'11.163
14	33.605	25.078	25.827	28.816	1'53.326	244,3	14:28'04.489
15	33.642	25.075	25.856	28.855	1'53.428	240,0	14:29'57.917
16	33.759	25.048	25.790	29.113	1'53.710	236,8	14:31'51.627
17	33.845	25.270	26.098	29.280	1'54.493	233,8	14:33'46.120
18	34.233	25.441	26.203	29.515	1'55.392	234,8	14:35'41.512
19	34.148	25.454	26.351	29.758	1'55.711	226,4	14:37'37.223
20	34.591	25.906	26.861	30.001	1'57.359	226,9	14:39'34.582
21	35.124	26.187	27.163	30.442	1'58.916	223,1	14:41'33.498
Race Time 41'01.043							

3° 9 D. PETRUCCI [1'44.295]							
Lap	Seg1	Seg2	Seg3	Seg4	Lap Time	km/h	Local Time
1		23.824	24.565	28.825	1'49.433	233,3	14:02'21.888
2	31.311	22.575	23.503	26.906	1'44.295	265,4	14:04'06.183
3	30.245	26.599	26.669	29.212	1'52.725	243,8	14:05'58.908
4	34.958	27.415	29.671	32.667	2'04.711P	214,3	14:08'03.619
5	1'14.973	25.432	26.772	29.150	2'36.327P	239,5	14:10'39.946
6	33.979	25.855	26.728	29.535	1'56.097	243,8	14:12'36.043
7	34.031	25.458	26.923	29.641	1'56.053	249,4	14:14'32.096
8	34.043	25.515	26.535	29.544	1'55.637	254,7	14:16'27.733
9	33.957	25.464	26.498	29.248	1'55.167	252,3	14:18'22.900
10	34.190	25.603	26.469	29.601	1'55.863	260,9	14:20'18.763
11	34.072	25.471	26.457	29.170	1'55.170	252,3	14:22'13.933
12	34.130	25.275	26.308	29.222	1'54.935	250,0	14:24'08.868
13	33.945	25.326	26.461	29.116	1'54.848	257,8	14:26'03.716

5° 29 A. IANNONE [1'46.539]							
Lap	Seg1	Seg2	Seg3	Seg4	Lap Time	km/h	Local Time
1		24.037	25.003	27.725	1'49.762	218,6	14:02'22.217
2	32.580	23.258	23.840	26.861	1'46.539	235,8	14:04'08.756
3	31.377	28.006	27.520	31.549	1'58.452P	225,9	14:06'07.208
4	1'19.227	25.819	27.266	29.985	2'42.297P	242,7	14:08'49.505
5	33.997	25.902	27.575	29.487	1'56.961	241,1	14:10'46.466
6	34.075	25.415	26.242	29.343	1'55.075	235,8	14:12'41.541
7	34.291	25.056	26.238	28.949	1'54.534	231,8	14:14'36.075
8	34.224	25.299	26.364	29.263	1'55.150	225,9	14:16'31.225
9	33.938	25.378	26.480	29.848	1'55.644	237,4	14:18'26.869
10	34.450	25.466	27.042	29.961	1'56.919	236,8	14:20'23.788
11	33.997	25.214	26.659	30.112	1'55.982	252,3	14:22'19.770
12	34.475	25.643	26.765	29.655	1'56.538	229,8	14:24'16.308
13	33.858	25.599	26.856	29.529	1'55.842	242,7	14:26'12.150
14	34.005	25.786	26.256	29.371	1'55.418	230,8	14:28'07.568
15	34.125	25.373	26.499	29.508	1'55.505	241,1	14:30'03.073
16	33.878	25.990	26.519	29.207	1'55.594	248,8	14:31'58.667
17	34.018	25.694	26.190	29.414	1'55.296	232,8	14:33'53.963
18	34.177	25.499	26.975	29.626	1'56.297	238,9	14:35'50.260
19	34.132	25.971	26.655	29.809	1'56.567	240,5	14:37'46.827
20	34.613	25.925	26.648	29.987	1'57.173	225,9	14:39'44.000
21	34.481	25.783	27.009	30.296	1'57.569	247,1	14:41'41.569
Race Time 41'09.114							

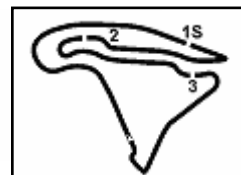
6° 7 I. LECUONA [1'47.444]							
Lap	Seg1	Seg2	Seg3	Seg4	Lap Time	km/h	Local Time
1		24.757	25.758	28.135	1'53.262	208,1	14:02'25.717
2	32.347	23.697	24.169	27.231	1'47.444	241,6	14:04'13.161
3	31.505	27.854	28.025	33.364	2'00.748P	229,8	14:06'13.909
4	1'22.338	27.654	28.088	30.496	2'48.576P	207,3	14:09'02.485

07/09/2024

P = Pits In/Out - C = Lap Time Cancelled

These data/results cannot be reproduced, stored and/or transmitted in whole or in part by any manner of electronic, mechanical, photocopying, recording, broadcasting or otherwise now known or herein after developed without the previous express consent by the copyright owner, except for reproduction in daily press and regular printed publications on sale to the public within 60 days of the event related to those data/results and always provided that copyright symbol appears together as follows below.

© DORNA WSBK ORGANIZATION Srl 2024



Motul French Round, 6-8 September 2024
Chronological Analysis Race 1

Start at 14:00'32.455

2 / 4

5	34.786	25.940	27.064	30.200	1'57.990	236,3	14:11'00.475
6	35.163	25.482	26.930	29.689	1'57.264	233,3	14:12'57.739
7	34.398	25.591	26.535	29.478	1'56.002	240,0	14:14'53.741
8	34.452	25.097	26.381	29.416	1'55.346	229,3	14:16'49.087
9	34.840	25.210	26.459	29.590	1'56.099	225,5	14:18'45.186
10	34.386	25.289	26.455	29.620	1'55.750	241,1	14:20'40.936
11	34.229	25.138	26.406	29.505	1'55.278	243,8	14:22'36.214
12	34.074	25.186	26.206	29.233	1'54.699	237,9	14:24'30.913
13	34.081	25.411	26.218	29.779	1'55.489	251,2	14:26'26.402
14	34.093	25.126	26.343	29.408	1'54.970	240,0	14:28'21.372
15	34.124	25.188	26.254	29.321	1'54.887	244,9	14:30'16.259
16	33.972	25.347	26.387	29.163	1'54.869	251,2	14:32'11.128
17	33.912	24.957	26.261	29.006	1'54.136	248,8	14:34'05.264
18	33.769	24.964	26.556	29.361	1'54.650	254,7	14:35'59.914
19	34.088	25.145	26.465	29.719	1'55.417	238,4	14:37'55.331
20	34.300	25.270	26.841	29.705	1'56.116	222,7	14:39'51.447
21	34.787	26.293	27.099	30.634	1'58.813	229,8	14:41'50.260

Race Time 41'17.805

7° 97 X. VIERGE [1'43.989]

Lap	Seg.1	Seg.2	Seg.3	Seg.4	Lap Time	km/h	Local Time
1		23.649	24.658	26.893	1'46.528	243,8	14:02'18.983
2	30.423	23.631	23.348	26.587	1'43.989	270,7	14:04'02.972
3	30.535	26.524	25.711	30.661	1'53.431	251,7	14:05'56.403
4	35.880	27.490	30.770	33.957	2'08.097P	240,0	14:08'04.500
5	1'13.955	26.835	27.075	29.544	2'37.409P	241,1	14:10'41.909
6	34.181	26.177	26.776	30.115	1'57.249	241,6	14:12'39.158
7	34.516	25.805	26.498	29.577	1'56.396	230,8	14:14'35.554
8	34.367	25.552	26.474	29.945	1'56.338	231,3	14:16'31.892
9	34.319	26.215	26.836	29.851	1'57.221	234,8	14:18'29.113
10	34.304	25.904	27.023	29.699	1'56.930	237,4	14:20'26.043
11	34.159	25.621	26.476	30.136	1'56.392	241,1	14:22'22.435
12	34.650	26.179	26.644	29.915	1'57.388	234,3	14:24'19.823
13	34.258	25.647	26.571	29.553	1'56.029	254,1	14:26'15.852
14	34.467	25.957	26.407	29.899	1'56.730	232,8	14:28'12.582
15	34.129	26.106	26.528	29.971	1'56.734	223,6	14:30'09.316
16	33.781	25.721	26.555	29.726	1'55.783	252,9	14:32'05.099
17	33.756	25.780	26.872	29.606	1'56.014	243,8	14:34'01.113
18	33.722	25.486	26.778	29.559	1'55.545	249,4	14:35'56.658
19	33.848	25.443	26.706	29.752	1'55.749	245,5	14:37'52.407
20	34.251	25.600	26.771	29.794	1'56.416	241,6	14:39'48.823
21	34.086	25.761	26.589	30.068	1'56.504	244,9	14:41'45.327

Race Time 41'12.872 + 6.495Pen

8° 55 A. LOCATELLI [1'42.753]

Lap	Seg.1	Seg.2	Seg.3	Seg.4	Lap Time	km/h	Local Time
1		23.551	24.390	26.968	1'46.711	230,3	14:02'19.166
2	30.520	22.557	23.268	26.408	1'42.753	263,4	14:04'01.919
3	30.376	1'08.322	27.486	30.704	2'36.888P	263,4	14:06'38.807
4	1'16.447	25.986	26.730	31.294	2'40.457CP	240,0	14:09'19.264
5	33.964	25.469	26.209	29.179	1'54.821	246,6	14:11'14.085
6	33.820	25.360	26.017	29.007	1'54.204	248,8	14:13'08.289
7	33.732	25.088	26.205	29.133	1'54.158	247,7	14:15'02.447
8	33.801	25.592	25.934	29.216	1'54.543	248,8	14:16'56.990
9	34.128	25.801	26.549	29.195	1'55.673	220,9	14:18'52.663
10	33.661	25.875	26.464	28.893	1'54.893	231,3	14:20'47.556
11	33.811	25.527	26.327	29.208	1'54.873	244,9	14:22'42.429
12	33.654	25.384	26.462	29.345	1'54.845	244,9	14:24'37.274
13	33.752	25.465	26.141	29.969	1'55.327	238,9	14:26'32.601
14	33.691	25.281	26.051	29.203	1'54.226	252,9	14:28'26.827
15	33.720	25.273	26.053	29.109	1'54.155	246,0	14:30'20.982
16	33.621	25.222	26.031	28.934	1'53.808	235,8	14:32'14.790
17	33.612	25.526	26.065	29.210	1'54.413	255,9	14:34'09.203
18	33.592	25.469	26.240	29.298	1'54.599	248,8	14:36'03.802
19	33.703	25.465	26.594	29.435	1'55.197	251,7	14:37'58.999

07/09/2024

P = Pits In/Out - C = Lap Time Cancelled

These data/results cannot be reproduced, stored and/or transmitted in whole or in part by any manner of electronic, mechanical, photocopying, recording, broadcasting or otherwise now known or herein after developed without the previous express consent by the copyright owner, except for reproduction in daily press and regular printed publications on sale to the public within 60 days of the event related to those data/results and always provided that copyright symbol appears together as follows below.

© DORNA WSBK ORGANIZATION Srl 2024

9° 21 M. RINALDI [1'50.001]

Lap	Seg.1	Seg.2	Seg.3	Seg.4	Lap Time	km/h	Local Time
1		24.704	25.229	29.131	1'52.911	216,0	14:02'25.366
2	32.824	24.080	25.275	27.822	1'50.001	230,8	14:04'15.367
3	32.111	28.592	29.228	33.259	2'03.190P	208,5	14:06'18.557
4	1'17.367	26.730	28.010	30.376	2'42.483P	226,9	14:09'01.040
5	34.804	26.154	27.031	30.875	1'58.864C	229,3	14:10'59.904
6	34.593	26.307	27.349	30.051	1'58.300	231,3	14:12'58.204
7	35.203	26.189	26.977	29.801	1'58.170	205,3	14:14'56.374
8	34.647	25.926	27.066	29.997	1'57.636	223,1	14:16'54.010
9	34.514	25.977	26.851	30.089	1'57.431	219,1	14:18'51.441
10	34.500	25.988	26.854	29.471	1'56.813	221,3	14:20'48.254
11	34.493	26.260	26.825	30.036	1'57.614	227,8	14:22'45.868
12	34.406	25.924	26.546	29.612	1'56.488	225,9	14:24'42.356
13	34.319	25.753	26.629	30.413	1'57.114	234,8	14:26'39.470
14	34.341	25.779	26.631	29.824	1'56.575	228,3	14:28'36.045
15	34.060	25.408	26.635	29.407	1'55.510	240,0	14:30'31.555
16	34.271	25.471	26.271	29.646	1'55.659	234,8	14:32'27.214
17	34.126	25.776	26.231	29.243	1'55.376	236,8	14:34'22.590
18	33.853	25.910	26.595	29.555	1'55.913	233,3	14:36'18.503
19	34.294	25.961	26.669	29.662	1'56.586	225,0	14:38'15.089
20	34.504	25.737	26.915	30.182	1'57.338	238,9	14:40'12.427
21	34.871	26.321	27.030	30.385	1'58.607	229,8	14:42'11.034

Race Time 41'38.579

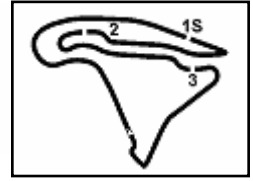
10° 52 A. DELBIANCO [1'47.462]

Lap	Seg.1	Seg.2	Seg.3	Seg.4	Lap Time	km/h	Local Time
1		24.673	24.833	28.520	1'52.413	218,2	14:02'24.868
2	32.258	23.773	24.050	27.381	1'47.462	246,6	14:04'12.330
3	31.485	25.247	26.122	30.401	1'53.255	260,2	14:06'05.585
4	34.335	27.003	29.439	32.649	2'03.426C	230,8	14:08'09.011
5	37.034	27.988	29.673	34.041	2'08.736P	223,1	14:10'17.747
6	1'19.176	26.397	27.269	30.189	2'43.031P	215,6	14:13'00.778
7	35.373	25.857	27.203	29.829	1'58.262	238,9	14:14'59.040
8	34.709	25.541	26.801	29.814	1'56.865	242,7	14:16'55.905
9	34.909	26.123	27.246	29.895	1'58.173	220,4	14:18'54.078
10	34.499	26.013	26.901	29.790	1'57.203	241,1	14:20'51.281
11	34.728	25.392	26.816	29.739	1'56.675	244,3	14:22'47.956
12	34.799	25.659	26.694	29.856	1'57.008	240,0	14:24'44.964
13	34.596	25.240	26.743	30.344	1'56.923	255,3	14:26'41.887
14	34.598	25.512	26.785	29.731	1'56.626	243,2	14:28'38.513
15	34.556	25.014	26.761	29.732	1'56.063	246,6	14:30'34.576
16	34.510	24.970	26.625	29.454	1'55.559	251,2	14:32'30.135
17	34.395	25.117	26.525	29.327	1'55.364	249,4	14:34'25.499
18	34.430	25.888	26.870	30.198	1'57.386	236,8	14:36'22.885
19	35.018	25.471	26.874	30.232	1'57.595	246,6	14:38'20.480
20	35.216	25.602	26.901	30.525	1'58.244	242,7	14:40'18.724
21	35.166	26.043	27.260	30.437	1'58.906	236,8	14:42'17.630

Race Time 41'45.175

11° 47 A. BASSANI [1'47.417]

Lap	Seg.1	Seg.2	Seg.3	Seg.4	Lap Time	km/h	Local Time
1		23.706	24.861	29.635	1'49.762	236,8	14:02'22.217
2	33.789	23.124	23.794	26.710	1'47.417	239,5	14:04'09.634
3	30.613	26.784	26.968	32.828	1'57.193P	233,8	14:06'06.827
4	1'42.855	26.092	26.538	29.075	3'04.560P	250,0	14:09'11.387
5	33.864	24.794	26.189	28.848	1'53.695	251,7	14:11'05.082
6	33.903	24.998	26.086	28.804	1'53.791	238,9	14:12'58.873
7	33.776	25.081	25.955	28.282	1'53.094	244,3	14:14'51.967
8	34.618	24.566	26.262	28.341	1'53.787	254,7	14:16'45.754
9	33.722	24.721	26.005	1'19.749	2'44.197	246,6	14:19'29.951
10	35.054	25.697	26.600	29.047	1'56.398	232,	



Magny-Cours 4.411 m

Motul French Round, 6-8 September 2024
Chronological Analysis Race 1

Start at 14:00'32.455

3 / 4

Lap	Seg1	Seg2	Seg3	Seg4	Lap Time	km/h	Local Time
11	34.583	25.192	26.796	28.825	1'55.396	250,0	14:23'21.745
12	34.150	25.194	26.101	28.601	1'54.046	255,3	14:25'15.791
13	33.943	25.226	26.236	29.106	1'54.511	255,3	14:27'10.302
14	33.988	24.942	26.325	28.598	1'53.853	254,7	14:29'04.155
15	33.666	24.857	26.107	28.526	1'53.156	256,5	14:30'57.311
16	33.815	24.806	26.115	28.523	1'53.259	245,5	14:32'50.570
17	33.773	24.925	26.068	28.542	1'53.308	246,0	14:34'43.878
18	33.831	25.396	26.539	28.833	1'54.599	236,8	14:36'38.477
19	34.117	25.188	26.526	28.817	1'54.648	243,8	14:38'33.125
20	34.730	25.424	26.980	28.845	1'55.979	239,5	14:40'29.104
21	34.175	25.400	26.919	29.232	1'55.726	246,0	14:42'24.830
Race Time 41'52.375							
16	34.204	26.154	26.538	29.684	1'56.580	244,3	14:33'06.498
17	34.215	26.052	26.592	250,0			

12° 31 G. GERLOFF [1'43.996]

Lap	Seg1	Seg2	Seg3	Seg4	Lap Time	km/h	Local Time
1		23.834	24.748	27.009	1'46.853	242,7	14:02'19.308
2	31.087	22.932	23.542	26.435	1'43.996	259,0	14:04'03.304
3	31.046	25.099	25.120	28.885	1'50.150	231,3	14:05'53.454
4	33.647	25.038	26.984	29.840	1'55.509	243,2	14:07'48.963
5	34.671	25.673	27.653	33.048	2'01.045	241,6	14:09'50.008
6	36.168	26.603	28.377	31.430	2'02.578	230,8	14:11'52.586
7	36.151	44.164	31.721	34.886	2'26.922CP	238,9	14:14'19.508
8	1'03.524	25.844	29.668	30.200	2'29.236CP	238,4	14:16'48.744
9	35.060	26.271	27.326	30.446	1'59.103	230,3	14:18'47.847
10	34.237	25.539	27.026	29.867	1'56.669	243,2	14:20'44.516
11	33.941	25.231	26.679	29.899	1'55.750	246,0	14:22'40.266
12	34.220	25.528	26.554	29.804	1'56.106	251,2	14:24'36.372
13	34.115	25.906	26.972	30.599	1'57.592	251,7	14:26'33.964
14	33.881	25.687	26.571	29.901	1'56.040	239,5	14:28'30.004
15	34.132	25.412	26.310	29.662	1'55.516	246,0	14:30'25.520
16	34.331	25.568	26.372	29.494	1'55.765	236,8	14:32'21.285
17	33.739	25.391	26.399	29.505	1'55.034	244,9	14:34'16.319
18	33.640	25.529	26.762	29.930	1'55.861	250,6	14:36'12.180
19	34.351	25.604	26.921	30.170	1'57.046	235,3	14:38'09.226
20	34.482	25.668	27.053	30.090	1'57.293	234,8	14:40'06.519
21	34.338	26.290	27.144	30.748	1'58.520	238,4	14:42'05.039
Race Time 41'32.584 + 1'00.585Pen							

RET 14 S. LOWES [1'49.459]

Lap	Seg1	Seg2	Seg3	Seg4	Lap Time	km/h	Local Time
1		25.313	25.623	28.862	1'54.031	204,2	14:02'26.486
2	32.531	23.583	25.051	28.294	1'49.459	225,9	14:04'15.945
3	31.511	27.222	27.280	31.490	1'57.503P	214,7	14:06'13.448
4	1'19.300	26.873	27.852	31.000	2'45.025CP	236,8	14:08'58.473
5	34.810	26.348	27.196	30.391	1'58.745	225,5	14:10'57.218
6	34.654	26.041	26.558	29.878	1'57.131	241,6	14:12'54.349
7	34.015	25.820	26.767	29.976	1'56.578	251,7	14:14'50.927
8	34.266	25.608	26.486	31.051	1'57.411	249,4	14:16'48.338
9	34.146	25.666	26.583	30.114	1'56.509	228,8	14:18'44.847
10	34.010	25.461	26.418	29.885	1'55.774	254,1	14:20'40.621
11	34.093	25.363	26.311	31.044	1'56.811	259,6	14:22'37.432
12	33.942	25.515	26.405	29.960	1'55.822	248,8	14:24'33.254
13	34.077	25.661	26.542	30.622	1'56.902C	260,2	14:26'30.156
14	34.054	25.190	26.256	29.570	1'55.070	256,5	14:28'25.226
15	33.886	25.216	26.527	29.543	1'55.172	256,5	14:30'20.398
16	33.859	25.426	26.879	29.604	1'55.768	255,3	14:32'16.166
17	33.767	25.306	26.178	29.479	1'54.730	254,1	14:34'10.896
18	33.723				259,0		
Race Time 33'38.441							

RET 87 R. GARDNER [1'45.879]

Lap	Seg1	Seg2	Seg3	Seg4	Lap Time	km/h	Local Time
1		24.184	24.815	28.462	1'49.540	235,8	14:02'21.995
2	32.448	22.912	23.759	26.760	1'45.879	251,2	14:04'07.874
3	31.321	25.948	27.046	30.949	1'55.264	248,8	14:06'03.138
4	35.031	50.394	32.021	36.456	2'33.902P	228,8	14:08'37.040

RET 22 A. LOWES [1'43.299]

Lap	Seg1	Seg2	Seg3	Seg4	Lap Time	km/h	Local Time
1		23.408	24.030	26.489	1'44.810	256,5	14:02'17.265
2	30.600	22.744	23.661	26.294	1'43.299	267,3	14:04'00.564
3	30.147	25.133	25.436	29.954	1'50.670	247,7	14:05'51.234
4	35.742	27.319	30.175	34.147	2'07.383P	218,6	14:07'58.617
5	1'15.510	25.703	26.526	28.720	2'36.459P	232,3	14:10'35.076
6	33.315	25.264	26.188	29.030	1'53.797	255,3	14:12'28.873
7	33.433	25.366	25.858	28.905	1'53.562	239,5	14:14'22.435
8	33.280	25.227	25.970	28.688	1'53.165	237,9	14:16'15.600
9	33.166	24.875	25.701	28.497	1'52.239	257,1	14:18'07.839
10	33.097	24.677	25.806	28.573	1'52.153	251,7	14:19'59.992
11	33.336	24.732	25.958	1'00.814	2'24.840	262,1	14:22'24.832
12	34.622	27.284	27.619	28.650	1'58.175C	241,6	14:24'23.007
13	33.409	24.754	25.744	28.958	1'52.865	255,3	14:26'15.872
14	33.343	24.693	25.863	28.552	1'52.451	256,5	14:28'08.323
15	33.526	24.902	27.350			249,4	
Race Time 27'35.868							

RET 28 B. RAY [1'45.587]

Lap	Seg1	Seg2	Seg3	Seg4	Lap Time	km/h	Local Time
1		24.139	24.803	28.001	1'50.125	217,7	14:02'22.580
2	31.907	22.995	23.846	26.839	1'45.587	250,0	14:04'08.167
3	30.960	26.850	28.089	31.167	1'57.066	250,6	14:06'05.233
4	35.709	28.478	30.343	33.992	2'08.522P	211,8	14:08'13.755
5	1'17.907	25.947	27.195	29.613	2'40.662P	239,5	14:10'54.417
6	34.284	25.628	26.754	29.934	1'56.600	245,5	14:12'51.017
7	34.049	25.856	26.892	29.608	1'56.405	231,3	14:14'47.422
8	34.166	25.369	26.720	29.207	1'55.462	241,1	14:16'42.884
9	34.071	25.633	26.670	29.365	1'55.739	232,8	14:18'38.623
10	34.227	25.427	26.605	29.442	1'55.701	233,3	14:20'34.324
11	34.086	25.110	26.691	29.402	1'55.289	244,9	14:22'29.613
12	34.216	26.099	26.656	29.331	1'56.302	223,1	14:24'25.915
13	33.999	25.257	26.573			234,8	
Race Time 23'53.460							

RET 95 T. MACKENZIE [1'46.248]

Lap	Seg1	Seg2	Seg3	Seg4	Lap Time	km/h	Local Time
1		24.154	24.665	28.136	1'50.381	212,2	14:02'22.836
2	32.163	23.311	23.845	26.929	1'46.248	233,8	14:04'09.084
3	31.426	26.182	26.735	30.038	1'54.381	234,8	14:06'03.465
4	36.010	27.875	30.519	33.924	2'08.328P	208,9	14:08'11.793
5	1'27.071	26.368	26.800	29.678	2'49.917P	209,3	14:11'01.710
6	34.214	25.772	26.609	30.111	1'56.706	228,8	14:12'58.416
7	34.643	25.609	26.547	29.299	1'56.098	225,5	14:14'54.514
8	34.184	25.550	26.349	29.418	1'55.501	213,4	14:16'50.015
9	34.238	25.715	26.345	29.482	1'55.780	210,9	14:18'45.795
10	34.148	25.650	26.397	29.479	1'55.674	222,7	14:20'41.469
11	34.164					221,8	
Race Time 20'09.014							

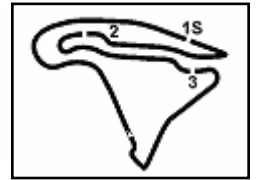
07/09/2024

P = Pits In/Out - C = Lap Time Cancelled

These data/results cannot be reproduced, stored and/or transmitted in whole or in part by any manner of electronic, mechanical, photocopying, recording, broadcasting or otherwise now known or herein after developed without the previous express consent by the copyright owner, except for reproduction in daily press and regular printed publications on sale to the public within 60 days of the event related to those data/results and always provided that copyright symbol appears together as follows below.

© DORNA WSBK ORGANIZATION Srl 2024





Motul French Round, 6-8 September 2024

Chronological Analysis Race 1

Start at 14:00'32.455

RET 5 P. OETTL [1'50.130]							
Lap	Seg.1	Seg.2	Seg.3	Seg.4	Lap Time	km/h	Local Time
1		25.082	25.945	28.772	1'53.814	217,7	14:02'26.269
2	33.088	23.901	24.884	28.257	1'50.130	224,1	14:04'16.399
3	31.979	28.276	30.708	34.519	2'05.482CP	210,1	14:06'21.881
4	1'17.128	25.645	28.011	30.372	2'41.156CP	231,3	14:09'03.037
5	34.752	26.275	26.732	30.074	1'57.833	225,0	14:11'00.870
6	34.748	25.981	27.110	29.980	1'57.819	237,9	14:12'58.689
7	35.027	26.185	27.054	29.792	1'58.058	208,9	14:14'56.747
8	34.593	25.956	26.962	30.025	1'57.536	225,5	14:16'54.283
9	35.985	26.343	28.625	33.268	2'04.221P	223,6	14:18'58.504
Race Time 18'26.049							

RET 53 T. RABAT [1'49.779]							
Lap	Seg.1	Seg.2	Seg.3	Seg.4	Lap Time	km/h	Local Time
1		25.234	25.647	29.070	1'54.625	210,5	14:02'27.080
2	32.667	23.927	24.941	28.244	1'49.779	237,4	14:04'16.859
3	31.774	27.025	27.411	30.870	1'57.080	216,4	14:06'13.939
4	34.907					255,9	
Race Time 5'41.484							

RET 75 I. LOPES							
Lap	Seg.1	Seg.2	Seg.3	Seg.4	Lap Time	km/h	Local Time
1		25.641	25.867	28.910	1'55.529	202,2	14:02'27.984
2	33.053	24.389	25.080			215,6	
Race Time 1'55.529							

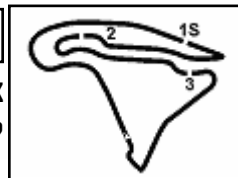
RET 11 N. BULEGA							
Lap	Seg.1	Seg.2	Seg.3	Seg.4	Lap Time	km/h	Local Time
1		23.680	25.020			252,3	
Race Time 9:97'5.5							

RET 65 J. REA							
Lap	Seg.1	Seg.2	Seg.3	Seg.4	Lap Time	km/h	Local Time
1		23.687	24.783			234,3	
Race Time 9:97'5.5							

07/09/2024 P = Pits In/Dut - C = Lap Time Cancelled

These data/results cannot be reproduced, stored and/or transmitted in whole or in part by any manner of electronic, mechanical, photocopying, recording, broadcasting or otherwise now known or herein after developed without the previous express consent by the copyright owner, except for reproduction in daily press and regular printed publications on sale to the public within 60 days of the event related to those data/results and always provided that copyright symbol appears together as follows below.

© DORNA WSBK ORGANIZATION Srl 2024



Magny-Cours 4.411 m

Motul French Round, 6-8 September 2024

Best Laps & Speeds

No.	Rider Bike	Nat	Best Lap		FP1		FP2		FP3		SP		RC1	
			LL	SPD	LL	SPD	LL	SPD	LL	SPD	LL	SPD	LL	SPD
1	60 M. VAN DER MARK BMW M 1000 RR	NED	1'36.010 69 296,7		1'37.016 19 296,7		1'36.010 22 296,7			212,6	7 246,0	21 270,7		
2	11 N. BULEGA Ducati Panigale V4R	ITA	1'36.159 47 297,5		1'37.036 20 297,5		1'36.159 20 294,3		1'51.711 2 268,0		1'52.718 5 260,2		252,3	
3	54 T. RAZGATLIOGLU BMW M 1000 RR	TUR	1'36.347 19 299,2		1'36.347 18 297,5		1 299,2							
4	31 G. GERLOFF BMW M 1000 RR	USA	1'36.390 70 297,5		1'36.700 20 297,5		1'36.390 21 296,7		2'09.784 1 217,7		1'53.027 7 262,8	1'43.996 21 259,0		
5	22 A. LOWES Kawasaki ZX-10RR	GBR	1'36.592 59 294,3		1'37.285 17 294,3		1'36.592 21 292,7		1 248,3		1'51.946 6 260,9	1'43.299 14 267,3		
6	9 D. PETRUCCI Ducati Panigale V4R	ITA	1'36.609 69 296,7		1'37.519 20 293,5		1'36.609 21 296,7		1'48.112 3 279,8		1'54.811 4 274,8	1'44.295 21 265,4		
7	1 A. BAUTISTA Ducati Panigale V4R	ESP	1'36.768 67 300,0		1'37.115 22 300,0		1'36.768 18 297,5		250,0		1'56.630 6 231,3	1'44.934 21 266,7		
8	65 J. REA Yamaha YZF R1	GBR	1'36.778 42 288,8		1'37.424 13 288,8		1'36.778 22 288,8				1'54.176 7 257,8	234,3		
9	47 A. BASSANI Kawasaki ZX-10RR	ITA	1'36.870 63 291,9		1'38.450 18 290,3		1'36.870 17 291,9		237,4		1'53.889 7 244,9	1'47.417 21 256,5		
10	55 A. LOCATELLI Yamaha YZF R1	ITA	1'36.888 62 292,7		1'37.977 15 289,5		1'36.888 19 292,7		217,7		1'54.478 7 244,9	1'42.753 21 263,4		
11	45 S. REDDING BMW M 1000 RR	GBR	1'36.984 65 294,3		1'37.539 17 293,5		1'36.984 20 294,3				1'52.799 7 229,3	1'43.620 21 259,6		
12	87 R. GARDNER Yamaha YZF R1	AUS	1'36.994 65 291,9		1'38.258 17 291,1		1'36.994 22 291,9		1'51.677 3 252,3		1'55.993 7 242,7	1'45.879 16 255,9		
13	21 M. RINALDI Ducati Panigale V4R	ITA	1'37.011 57 291,1		1'37.631 19 291,1		1'37.011 11 287,2		1'47.985 3 255,9		1'56.144 3 252,3	1'50.001 21 240,0		
14	14 S. LOWES Ducati Panigale V4R	GBR	1'37.066 59 290,3		1'38.527 18 290,3		1'37.066 21 289,5		200,7		2'01.867 3 259,6	1'49.459 17 260,2		
15	7 I. LECUONA Honda CBR1000 RR-R	ESP	1'37.104 70 294,3		1'37.801 19 294,3		1'37.104 24 294,3				1'58.699 6 224,1	1'47.444 21 254,7		
16	97 X. VIERGE Honda CBR1000 RR-R	ESP	1'37.308 64 298,3		1'37.905 17 295,9		1'37.308 19 298,3				1'53.834 7 262,8	1'43.989 21 270,7		
17	29 A. IANNONE Ducati Panigale V4R	ITA	1'37.386 65 294,3		1'38.436 20 291,9		1'37.386 18 294,3		187,8		1'56.101 6 235,8	1'46.539 21 252,3		
18	5 P. OETTL Yamaha YZF R1	GER	1'37.459 62 291,9		1'38.143 19 291,9		1'37.459 25 291,1		2 225,0		1'56.583 7 248,3	1'50.130 9 237,9		
19	28 B. RAY Yamaha YZF R1	GBR	1'37.657 53 288,8		1'38.460 15 288,8		1'37.657 19 288,8		185,6		1'54.968 7 242,2	1'45.587 12 250,6		
20	53 T. RABAT Kawasaki ZX-10RR	ESP	1'37.720 46 292,7		1'39.284 19 289,5		1'37.720 20 292,7		2 233,8		2'02.211 2 247,7	1'49.779 3 255,9		
21	52 A. DELBIANCO Yamaha YZF R1	ITA	1'38.011 72 294,3		1'40.067 20 291,1		1'38.011 22 294,3		1'56.551 2 258,4		1'57.477 7 250,0	1'47.462 21 260,2		
22	95 T. MACKENZIE Honda CBR1000 RR-R	GBR	1'38.695 51 291,1		1'39.609 16 289,5		1'38.695 18 291,1		208,1		1'54.887 7 245,5	1'46.248 10 234,8		
23	75 I. LOPES Honda CBR1000 RR-R	POR	1'39.326 47 291,9		1'40.282 14 291,9		1'39.326 22 291,9		2'01.709 3 224,5		2'02.236 7 209,3	1 215,6		

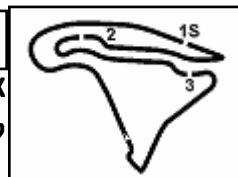
07/09/2024

These data/results cannot be reproduced, stored and/or transmitted in whole or in part by any manner of electronic, mechanical, photocopying, recording, broadcasting or otherwise now known or herein after developed without the previous express consent by the copyright owner, except for reproduction in daily press and regular printed publications on sale to the public within 60 days of the event related to those data/results and always provided that copyright symbol appears together as follows below.

© DORNA WSBK ORGANIZATION Srl 2024

FICR PERUGIA TIMING





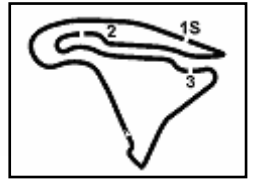
Motul French Round, 6-8 September 2024
Fastest Laps Race 1

No.	Rider	Nat	Team	Bike	Class	Lap	Time	Gap
1	55 A. LOCATELLI	ITA	Pata Prometeon Yamaha	Yamaha YZF R1		2	1'42.753	
2	22 A. LOWES	GBR	Kawasaki Racing Team WorldSBK	Kawasaki ZX-10RR		2	1'43.299	0.546
3	60 M. VAN DER MARK	NED	ROKIT BMW Motorrad WorldSBK Team	BMW M 1000 RR		2	1'43.396	0.643
4	45 S. REDDING	GBR	Bonovo Action BMW	BMW M 1000 RR		2	1'43.620	0.867
5	97 X. VIERGE	ESP	Team HRC	Honda CBR1000 RR-R		2	1'43.989	1.236
6	31 G. GERLOFF	USA	Bonovo Action BMW	BMW M 1000 RR		2	1'43.996	1.243
7	9 D. PETRUCCI	ITA	Barni Spark Racing Team	Ducati Panigale V4R	IND	2	1'44.295	1.542
8	1 A. BAUTISTA	ESP	Aruba.it Racing - Ducati	Ducati Panigale V4R		2	1'44.934	2.181
9	28 B. RAY	GBR	Yamaha Motoxrcing WorldSBK Team	Yamaha YZF R1	IND	2	1'45.587	2.834
10	87 R. GARDNER	AUS	GYTR GRT Yamaha WorldSBK Team	Yamaha YZF R1		2	1'45.879	3.126
11	95 T. MACKENZIE	GBR	PETRONAS MIE Racing Honda	Honda CBR1000 RR-R	IND	2	1'46.248	3.495
12	29 A. IANNONE	ITA	Team GoEleven	Ducati Panigale V4R	IND	2	1'46.539	3.786
13	47 A. BASSANI	ITA	Kawasaki Racing Team WorldSBK	Kawasaki ZX-10RR		2	1'47.417	4.664
14	7 I. LECUONA	ESP	Team HRC	Honda CBR1000 RR-R		2	1'47.444	4.691
15	52 A. DELBIANCO	ITA	GYTR GRT Yamaha WorldSBK Team	Yamaha YZF R1		2	1'47.462	4.709
16	14 S. LOWES	GBR	ELF Marc VDS Racing Team	Ducati Panigale V4R	IND	2	1'49.459	6.706
17	53 T. RABAT	ESP	Kawasaki Puccetti Racing	Kawasaki ZX-10RR	IND	2	1'49.779	7.026
18	21 M. RINALDI	ITA	Team Motocorsa Racing	Ducati Panigale V4R	IND	2	1'50.001	7.248
19	5 P. OETTL	GER	GMT94 Yamaha	Yamaha YZF R1	IND	2	1'50.130	7.377

07/09/2024

These data/results cannot be reproduced, stored and/or transmitted in whole or in part by any manner of electronic, mechanical, photocopying, recording, broadcasting or otherwise now known or herein after developed without the previous express consent by the copyright owner, except for reproduction in daily press and regular printed publications on sale to the public within 60 days of the event related to those data/results and always provided that copyright symbol appears together as follows below.

© DORNA WSBK ORGANIZATION Srl 2024

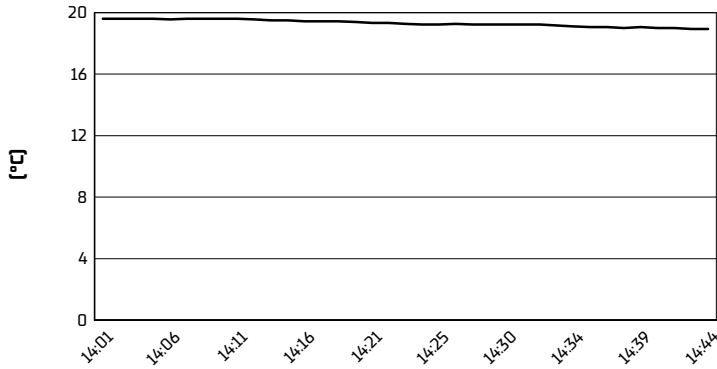


Magny-Cours 4.411 m

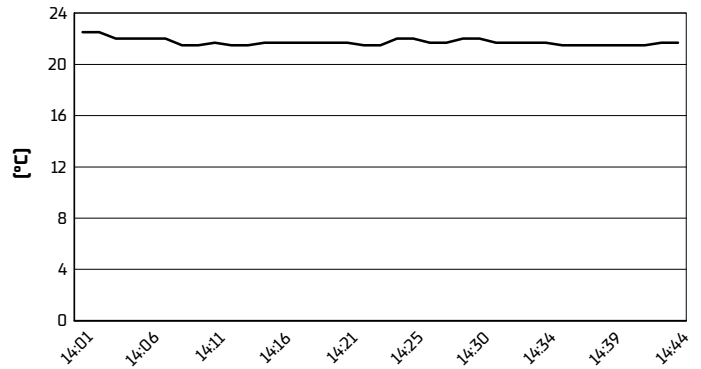
Motul French Round, 6-8 September 2024
Weather Report Race 1

Session started 14:01 - Session ended 14:45

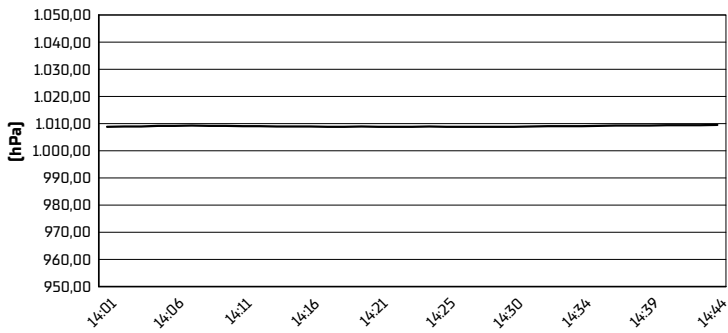
Air Temperature



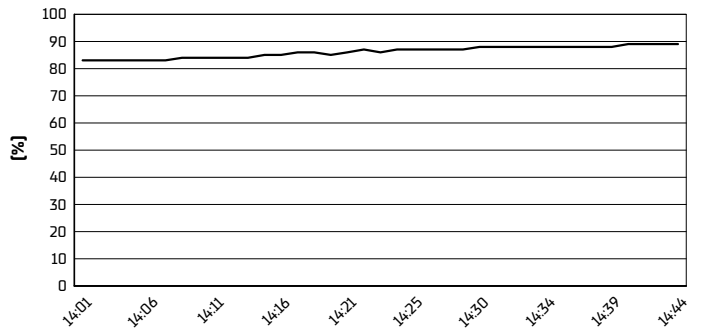
Track Temperature



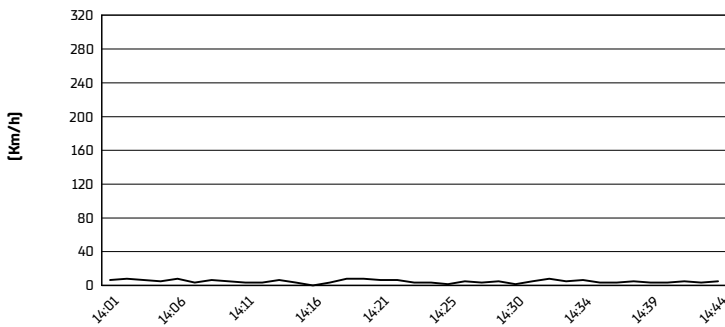
Air Pressure



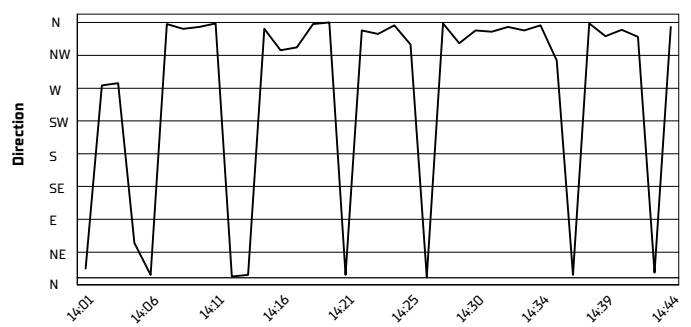
Humidity



Wind Speed



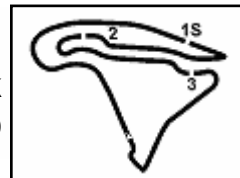
Wind Direction



07/09/2024

These data/results cannot be reproduced, stored and/or transmitted in whole or in part by any manner of electronic, mechanical, photocopying, recording, broadcasting or otherwise now known or herein after developed without the previous express consent by the copyright owner, except for reproduction in daily press and regular printed publications on sale to the public within 60 days of the event related to those data/results and always provided that copyright symbol appears together as follows below.

© DORNA WSBK ORGANIZATION Srl 2024



Motul French Round, 6-8 September 2024
Pit Times Race 1

Pit Intervention Time: 45 secs

No.	Rider	Bike		Race Time	Local Time	Pit Time
1	A. BAUTISTA	Ducati Panigale V4R	PIT IN	5'31.690	14:06'04.145	45.416
			PIT OUT	6'17.106	14:06'49.561	
5	P. OETTL	Yamaha YZF R1	PIT IN	5'47.178	14:06'19.633	46.246
			PIT OUT	6'33.424	14:07'05.879	
			PIT IN	18'23.547	14:18'56.002	
7	I. LECUONA	Honda CBR1000 RR-R	PIT IN	5'39.160	14:06'11.615	50.611
			PIT OUT	6'29.771	14:07'02.226	
9	D. PETRUCCI	Ducati Panigale V4R	PIT IN	7'28.831	14:08'01.286	45.088
			PIT OUT	8'13.919	14:08'46.374	
14	S. LOWES	Ducati Panigale V4R	PIT IN	5'38.776	14:06'11.231	49.376
			PIT OUT	6'28.152	14:07'00.607	
21	M. RINALDI	Ducati Panigale V4R	PIT IN	5'43.815	14:06'16.270	46.173
			PIT OUT	6'29.988	14:07'02.443	
22	A. LOWES	Kawasaki ZX-10RR	PIT IN	7'23.772	14:07'56.227	46.193
			PIT OUT	8'09.965	14:08'42.420	
28	B. RAY	Yamaha YZF R1	PIT IN	7'39.027	14:08'11.482	47.589
			PIT OUT	8'26.616	14:08'59.071	
29	A. IANNONE	Ducati Panigale V4R	PIT IN	5'32.476	14:06'04.931	49.699
			PIT OUT	6'22.175	14:06'54.630	
31	G. GERLOFF	BMW M 1000 RR	PIT IN	13'44.745	14:14'17.200	32.883
			PIT OUT	14'17.628	14:14'50.083	
45	S. REDDING	BMW M 1000 RR	PIT IN	7'34.058	14:08'06.513	45.027
			PIT OUT	8'19.085	14:08'51.540	
47	A. BASSANI	Kawasaki ZX-10RR	PIT IN	5'32.004	14:06'04.459	1'12.917
			PIT OUT	6'44.921	14:07'17.376	
52	A. DELBIANCO	Yamaha YZF R1	PIT IN	9'42.650	14:10'15.105	46.195
			PIT OUT	10'28.845	14:11'01.300	
55	A. LOCATELLI	Yamaha YZF R1	PIT IN	6'03.953	14:06'36.408	46.941
			PIT OUT	6'50.894	14:07'23.349	
60	M. VAN DER MARK	BMW M 1000 RR	PIT IN	7'23.432	14:07'55.887	45.888
			PIT OUT	8'09.320	14:08'41.775	
87	R. GARDNER	Yamaha YZF R1	PIT IN	8'01.586	14:08'34.041	1'08.688
			PIT OUT	9'10.274	14:09'42.729	
95	T. MACKENZIE	Honda CBR1000 RR-R	PIT IN	7'37.029	14:08'09.484	56.248
			PIT OUT	8'33.277	14:09'05.732	
97	X. VIERGE	Honda CBR1000 RR-R	PIT IN	7'29.741	14:08'02.196	43.701
			PIT OUT	8'13.442	14:08'45.897	
11	N. BULEGA	Ducati Panigale V4R				
53	T. RABAT	Kawasaki ZX-10RR				
65	J. REA	Yamaha YZF R1				
75	I. LOPES	Honda CBR1000 RR-R				